

# School Integration Surveys

## Preliminary Report

San Diego City Schools San Diego, California May 1977



SAN DIEGO  
POLICE

SCHOOL INTEGRATION SURVEYS

PRELIMINARY REPORT

Dr. Thomas L. Gorman  
Superintendent  
San Diego City Schools  
1100 Market Street  
San Diego, California 92101

Dear Dr. Gorman:

I am pleased to submit to you this preliminary report on the survey conducted with school integration as an issue by the Board of Education of the San Diego City Schools. The survey was conducted by the Board of Education of the San Diego City Schools and the results of the survey are being presented to you in this preliminary report. The survey was conducted by the Board of Education of the San Diego City Schools and the results of the survey are being presented to you in this preliminary report.

A detailed analysis of the results of the survey is being prepared and will be presented to you in a separate report. The survey was conducted by the Board of Education of the San Diego City Schools and the results of the survey are being presented to you in this preliminary report.

This survey was conducted by the Board of Education of the San Diego City Schools and the results of the survey are being presented to you in this preliminary report. The survey was conducted by the Board of Education of the San Diego City Schools and the results of the survey are being presented to you in this preliminary report.

It was not the purpose of this survey to determine the attitudes of the community towards school integration. The survey was conducted by the Board of Education of the San Diego City Schools and the results of the survey are being presented to you in this preliminary report.

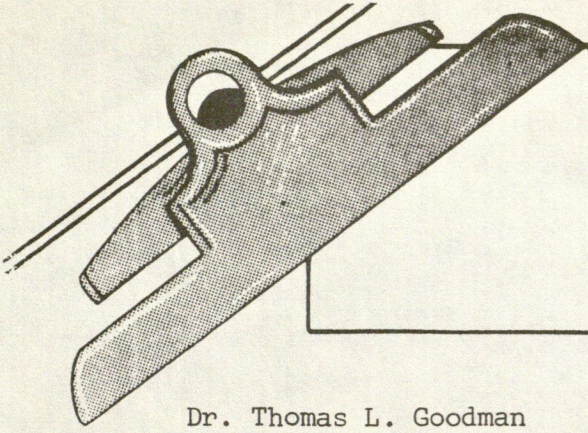
Oscar G. Kaplan

San Diego City Schools

San Diego, California

May 1977





# THE SAN DIEGO POLL

Dr. Thomas L. Goodman  
Superintendent  
San Diego City Schools  
4100 Normal Street  
San Diego, California 92103

May 18, 1977

Dear Dr. Goodman:

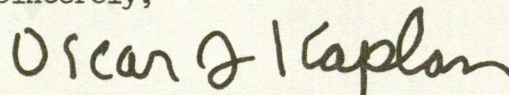
I am pleased to submit a preliminary report on six surveys dealing with school integration as commissioned by the Board of Education of the San Diego City Schools: (1) a registered voters survey; (2) a parents survey; (3) a certificated personnel survey; (4) a classified personnel survey; (5) a secondary school students survey; and (6) an elementary school students survey. A total of 13,905 questionnaires were completed in these surveys. To the best of my knowledge, these surveys together are the most comprehensive study ever made in an American city on attitudes toward school integration.

A detailed analysis of the results will be forthcoming. The preliminary results suggest a number of cross-tabulations which may provide valuable insights. These will be made soon. Hundreds of "free answer" communications have been received from certificated and classified personnel; a sampling of these communications indicates that they contain much valuable information and advice. These "free answer" communications will be reviewed within the next two weeks.

This job could not have been done within the time frame allowed without the able and devoted help of members of your staff. They worked with us on evenings and weekends to perform the computer, clerical, printing, and other tasks that had to be done. Although we bear full responsibility for the texts of questionnaires, the background information provided by the administrative staff was indispensable.

It was not the purpose of this study to develop a detailed plan for school integration but rather to measure the attitudes of the principal groups involved in school integration at a particular point in time. No doubt, attitudes will change in the years ahead. Hopefully, this report will enable the architects of school integration in the San Diego Unified School District to draw better plans than if this project had not been undertaken.

Sincerely,



Oscar J. Kaplan, Ph.D.  
Project Director

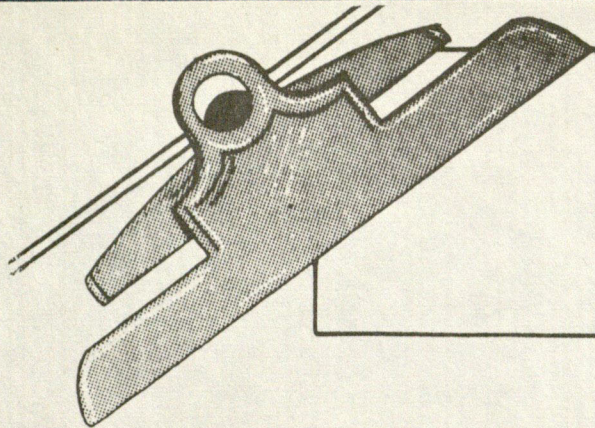
OJK:mc



TABLE OF CONTENTS

VOTER SURVEY .....	1
Description of Field Work .....	3
Survey Results .....	4
 PARENT SURVEY .....	 13
Description of Field Work .....	15
Survey Results .....	18
 CERTIFICATED PERSONNEL SURVEY .....	 43
Description of Field Work .....	45
Survey Results .....	46
 CLASSIFIED PERSONNEL SURVEY .....	 59
Description of Field Work .....	61
Survey Results .....	62
 SECONDARY SCHOOL STUDENT SURVEY .....	 67
Description of Field Work .....	69
Survey Results .....	70
 ELEMENTARY SCHOOL STUDENT SURVEY .....	 77
Description of Field Work .....	79
Survey Results .....	80





# THE SAN DIEGO POLL

PRELIMINARY REPORT


SCHOOL INTEGRATION VOTER SURVEY

San Diego Unified School District

May, 1977



THE  
SAN DIEGO  
FOIL





## THE SAN DIEGO POLL

### I. DESCRIPTION OF FIELD WORK

The field work of the School Integration Voters Survey took place during the period May 4 - May 10, 1977. Ten experienced interviewers completed a total of 500 interviews with registered voters by telephone.

Fifty precincts from the San Diego Unified School District were selected for the survey, utilizing a random start, skip interval procedure. Precinct books were obtained from the Registrar of Voters. The precincts selected, collectively, were an exact representation of the school district electorate in terms of party registration, as of April 18, 1977: Republicans, 38%; Democrats, 52%; and all others, 10%. These percentages were achieved exactly in the survey. The survey produced the following distribution of interviews in the five Board of Education Districts: (A) 24%; (B) 20%; (C) 20%; (D) 20%; (E) 16%. The actual distribution of voters in the five districts on April 18, 1977 was, as follows: (A) 24%; (B) 20%; (C) 20%; (D) 21%; (E) 15%.

Ten interviews were completed in each of the fifty precincts. Only one interview per household was permitted. Half of the interviews were completed with men. Interviewing was permitted only between 4 p.m. and 9 p.m. on weekdays and all day on weekends in order to include employed persons.



## II. SURVEY RESULTS

### VOTER SURVEY

1. Do you now have any children in the San Diego City Schools?

#### School Board District

	<u>A</u>	<u>B</u>	<u>C</u>	<u>D</u>	<u>E</u>	<u>TOTAL</u>
(1) Yes	30%	41%	18%	14%	35%	28%
(2) No	$\frac{70}{100\%}$	$\frac{59}{100\%}$	$\frac{82}{100\%}$	$\frac{86}{100\%}$	$\frac{65}{100\%}$	$\frac{72}{100\%}$

- 2 Do you have any younger children who are not in school but who will be attending the San Diego City Schools in the future?

#### School Board District

	<u>A</u>	<u>B</u>	<u>C</u>	<u>D</u>	<u>E</u>	<u>TOTAL</u>
(1) Yes	13%	24%	10%	12%	19%	16%
(2) No	$\frac{87}{100\%}$	$\frac{76}{100\%}$	$\frac{90}{100\%}$	$\frac{88}{100\%}$	$\frac{81}{100\%}$	$\frac{84}{100\%}$

3. Overall, what do you think of the San Diego City Schools? Are they:

#### School Board District

	<u>A</u>	<u>B</u>	<u>C</u>	<u>D</u>	<u>E</u>	<u>TOTAL</u>
(1) Excellent	8%	4%	9%	3%	8%	6%
(2) Good	45	50	33	30	28	38
(3) Fair	27	23	27	29	34	28
(4) Poor	6	6	9	11	13	9
(5) Not sure - no opinion	$\frac{14}{100\%}$	$\frac{17}{100\%}$	$\frac{22}{100\%}$	$\frac{27}{100\%}$	$\frac{17}{100\%}$	$\frac{19}{100\%}$



Survey Results - Voter

4. How do you feel about the speed with which the San Diego City Schools have been moving toward racial integration? Have they been moving too fast, not fast enough, or at about just the right speed?

		<u>School Board District</u>					<u>TOTAL</u>
		<u>A</u>	<u>B</u>	<u>C</u>	<u>D</u>	<u>E</u>	
(1)	Too fast	25%	19%	19%	19%	15%	20%
(2)	Not fast enough	8	15	8	13	24	13
(3)	Just about the right speed	45	41	43	35	43	42
(4)	Not sure - no opinion	$\frac{22}{100\%}$	$\frac{25}{100\%}$	$\frac{30}{100\%}$	$\frac{33}{100\%}$	$\frac{18}{100\%}$	$\frac{25}{100\%}$

5. In general, do you favor or oppose children attending a school where about two-thirds of the students are white (Anglo), and about one-third are mostly black and Mexican-American?

		<u>School Board District</u>					<u>TOTAL</u>
		<u>A</u>	<u>B</u>	<u>C</u>	<u>D</u>	<u>E</u>	
(1)	Favor	88%	79%	83%	66%	53%	76%
(2)	Oppose	5	14	6	11	24	11
(3)	Not sure - no opinion	$\frac{7}{100\%}$	$\frac{7}{100\%}$	$\frac{11}{100\%}$	$\frac{23}{100\%}$	$\frac{23}{100\%}$	$\frac{13}{100\%}$

6. Do you favor or oppose children of various races from different parts of the city going together on field trips to places such as the Zoo and Sea World?

		<u>School Board District</u>					<u>TOTAL</u>
		<u>A</u>	<u>B</u>	<u>C</u>	<u>D</u>	<u>E</u>	
(1)	Favor	97%	94%	96%	84%	95%	93%
(2)	Oppose	3	4	3	7	4	4
(3)	Not sure - no opinion	$\frac{0}{100\%}$	$\frac{2}{100\%}$	$\frac{1}{100\%}$	$\frac{9}{100\%}$	$\frac{1}{100\%}$	$\frac{3}{100\%}$



7. Do you favor or oppose children of various races from different parts of the city spending a week together in an outdoor education camp program?

School Board District

	<u>A</u>	<u>B</u>	<u>C</u>	<u>D</u>	<u>E</u>	<u>TOTAL</u>
(1) Favor	93%	90%	88%	69%	91%	87%
(2) Oppose	6	6	9	14	5	8
(3) Not sure - no opinion	$\frac{1}{100\%}$	$\frac{4}{100\%}$	$\frac{3}{100\%}$	$\frac{17}{100\%}$	$\frac{4}{100\%}$	$\frac{5}{100\%}$

8. Have you heard or read about the Carlin case decision regarding the San Diego City Schools?

School Board District

	<u>A</u>	<u>B</u>	<u>C</u>	<u>D</u>	<u>E</u>	<u>TOTAL</u>
(1) Yes	75%	73%	59%	40%	57%	62%
(2) No	$\frac{25}{100\%}$	$\frac{27}{100\%}$	$\frac{41}{100\%}$	$\frac{60}{100\%}$	$\frac{43}{100\%}$	$\frac{38}{100\%}$

9. As a result of the Carlin case, the San Diego City Schools now are under a court order to take further steps toward racial and ethnic integration of the city schools. A number of possibilities are under consideration, some of which I would like to discuss with you.

An idea for the 4th, 5th, and 6th grades is called the Specialized Learning Center. All students in these grades would be required to spend a day every week in different racially integrated centers emphasizing the arts, music, physical education, and science. Four days out of five would be spent in their neighborhood school. These centers would have an ethnic balance of about two-thirds white (Anglo) and one-third minority, mostly Mexican-American and black, and would be located in centralized areas of the city with transportation provided by the district. The Specialized Learning Centers would be approximately 30 minutes away from the present neighborhood school. Children would be accompanied to them by classmates.

Do you favor or oppose the creation of Specialized Learning Centers for 4th, 5th, and 6th graders?

School Board District

	<u>A</u>	<u>B</u>	<u>C</u>	<u>D</u>	<u>E</u>	<u>TOTAL</u>
(1) Favor	52%	51%	61%	45%	63%	55%
(2) Oppose	41	40	31	41	25	36
(3) Not sure - no opinion	$\frac{7}{100\%}$	$\frac{9}{100\%}$	$\frac{8}{100\%}$	$\frac{14}{100\%}$	$\frac{12}{100\%}$	$\frac{9}{100\%}$



## 10. Have you ever heard of the Magnet schools idea?

School Board District

	<u>A</u>	<u>B</u>	<u>C</u>	<u>D</u>	<u>E</u>	<u>TOTAL</u>
(1) Yes	21%	32%	21%	16%	20%	22%
(2) No	$\frac{79}{100\%}$	$\frac{68}{100\%}$	$\frac{79}{100\%}$	$\frac{84}{100\%}$	$\frac{80}{100\%}$	$\frac{78}{100\%}$

11. A Magnet school is planned to be a high quality, racially integrated school offering special studies or training in various fields. For example, there could be a Science and Math Center for programs in science, mathematics and computer technology. Another possibility is a Military Science Academy for students interested in military careers. Many other specialized programs are being considered. Assuming that attendance at a racially integrated Magnet school is voluntary, and that transportation would be provided by the school district, do you favor or oppose the development of Magnet schools?

School Board District

	<u>A</u>	<u>B</u>	<u>C</u>	<u>D</u>	<u>E</u>	<u>TOTAL</u>
(1) Favor	74%	66%	72%	68%	70%	70%
(2) Oppose	21	26	23	20	20	22
(3) Not sure - no opinion	$\frac{5}{100\%}$	$\frac{8}{100\%}$	$\frac{5}{100\%}$	$\frac{12}{100\%}$	$\frac{10}{100\%}$	$\frac{8}{100\%}$

12. Now I would like your opinion about an existing racial integration program, the Voluntary Ethnic Enrollment Program. It permits students to transfer to racially integrated schools, if this leads to more racial balance in the schools involved. Transportation is provided by the schools. Do you favor or oppose the Voluntary Ethnic Enrollment Program?

School Board District

	<u>A</u>	<u>B</u>	<u>C</u>	<u>D</u>	<u>E</u>	<u>TOTAL</u>
(1) Favor	72%	71%	73%	71%	72%	72%
(2) Oppose	25	23	17	13	20	20
(3) Not sure - no opinion	$\frac{3}{100\%}$	$\frac{6}{100\%}$	$\frac{10}{100\%}$	$\frac{16}{100\%}$	$\frac{8}{100\%}$	$\frac{8}{100\%}$



# Survey Results - Voter

13. One way of achieving racial balance in the San Diego City Schools is to require the busing of children of all races. In general, do you favor or oppose the mandatory busing of school children to achieve racial balance?

		<u>School Board District</u>					
		<u>A</u>	<u>B</u>	<u>C</u>	<u>D</u>	<u>E</u>	<u>TOTAL</u>
(1)	Favor	10%	12%	14%	11%	34%	15%
(2)	Oppose	86	85	80	81	54	79
(3)	Not sure - no opinion	$\frac{4}{100\%}$	$\frac{3}{100\%}$	$\frac{6}{100\%}$	$\frac{8}{100\%}$	$\frac{12}{100\%}$	$\frac{6}{100\%}$

IF "FAVOR" IN Q. 13, ASK Q. 14.

14. How strongly do you favor mandatory busing?

		<u>School Board District</u>					
		<u>A</u>	<u>B</u>	<u>C</u>	<u>D</u>	<u>E</u>	<u>TOTAL</u>
(1)	Very strongly	0%	33%	8%	27%	21%	19%
(2)	Strongly	42	28	31	27	31	31
(3)	Moderately	51	22	38	27	41	37
(4)	Just slightly	$\frac{7}{100\%}$	$\frac{17}{100\%}$	$\frac{23}{100\%}$	$\frac{19}{100\%}$	$\frac{7}{100\%}$	$\frac{13}{100\%}$

IF "OPPOSE" IN Q. 13, ASK Q. 15

15. How strongly do you oppose mandatory busing?

		<u>School Board District</u>					
		<u>A</u>	<u>B</u>	<u>C</u>	<u>D</u>	<u>E</u>	<u>TOTAL</u>
(1)	Very strongly	75%	69%	70%	55%	60%	67%
(2)	Strongly	15	22	17	18	14	17
(3)	Moderately	8	8	13	26	12	13
(4)	Just slightly	$\frac{2}{100\%}$	$\frac{1}{100\%}$	$\frac{0}{100\%}$	$\frac{1}{100\%}$	$\frac{14}{100\%}$	$\frac{3}{100\%}$



16. If a student was required to be bused only one semester out of twelve school years, and if the maximum time of the bus ride was 30 minutes each way, would you go along with this?

School Board District

	<u>A</u>	<u>B</u>	<u>C</u>	<u>D</u>	<u>E</u>	<u>TOTAL</u>
(1) Yes	24%	34%	43%	35%	44%	35%
(2) No	68	62	52	49	43	56
(3) Not sure - no opinion	$\frac{8}{100\%}$	$\frac{4}{100\%}$	$\frac{5}{100\%}$	$\frac{16}{100\%}$	$\frac{13}{100\%}$	$\frac{9}{100\%}$

17. Would you go along with this or not if the assignment is for one full school year out of twelve?

School Board District

	<u>A</u>	<u>B</u>	<u>C</u>	<u>D</u>	<u>E</u>	<u>TOTAL</u>
(1) Yes	18%	28%	26%	29%	39%	27%
(2) No	77	69	64	55	44	64
(3) Not sure - no opinion	$\frac{5}{100\%}$	$\frac{3}{100\%}$	$\frac{10}{100\%}$	$\frac{16}{100\%}$	$\frac{17}{100\%}$	$\frac{9}{100\%}$

I'm going to read you a list of statements some people have made about school integration in San Diego. For each, tell me whether you: (1) agree; or (2) disagree? (3) not sure - no opinion.

18. Integration will provide a better education for most black and Mexican-American students. Do you agree or disagree?

School Board District

	<u>A</u>	<u>B</u>	<u>C</u>	<u>D</u>	<u>E</u>	<u>TOTAL</u>
(1) Agree	34%	43%	38%	60%	52%	44%
(2) Disagree	56	48	56	28	43	47
(3) Not sure - no opinion	$\frac{10}{100\%}$	$\frac{9}{100\%}$	$\frac{5}{100\%}$	$\frac{12}{100\%}$	$\frac{5}{100\%}$	$\frac{9}{100\%}$



# Survey Results - Voter

19. Integration will provide a better education for most white (Anglo) students. Do you agree or disagree?

	<u>School Board District</u>					<u>TOTAL</u>
	<u>A</u>	<u>B</u>	<u>C</u>	<u>D</u>	<u>E</u>	
(1) Agree	22%	29%	28%	43%	47%	33%
(2) Disagree	71	65	63	46	48	61
(3) Not sure - no opinion	<u>7</u> 100%	<u>6</u> 100%	<u>9</u> 100%	<u>11</u> 100%	<u>5</u> 100%	<u>6</u> 100%

20. Integration will risk the safety of students. Do you agree or disagree?

	<u>School Board District</u>					<u>TOTAL</u>
	<u>A</u>	<u>B</u>	<u>C</u>	<u>D</u>	<u>E</u>	
(1) Agree	46%	50%	47%	53%	46%	48%
(2) Disagree	48	42	44	32	48	43
(3) Not sure - no opinion	<u>6</u> 100%	<u>8</u> 100%	<u>9</u> 100%	<u>15</u> 100%	<u>6</u> 100%	<u>9</u> 100%

21. Integration will lead to an increase in discipline problems in the schools. Do you agree or disagree?

	<u>School Board District</u>					<u>TOTAL</u>
	<u>A</u>	<u>B</u>	<u>C</u>	<u>D</u>	<u>E</u>	
(1) Agree	60%	62%	61%	61%	56%	60%
(2) Disagree	32	29	30	26	43	32
(3) Not sure - no opinion	<u>8</u> 100%	<u>9</u> 100%	<u>9</u> 100%	<u>13</u> 100%	<u>1</u> 100%	<u>8</u> 100%



22. Integration will improve personal relationships and cultural understanding among students. Do you agree or disagree?

School Board District

	<u>A</u>	<u>B</u>	<u>C</u>	<u>D</u>	<u>E</u>	<u>TOTAL</u>
(1) Agree	56%	67%	71%	67%	77%	67%
(2) Disagree	40	25	22	25	18	27
(3) Not sure - no opinion	$\frac{4}{100\%}$	$\frac{8}{100\%}$	$\frac{7}{100\%}$	$\frac{8}{100\%}$	$\frac{5}{100\%}$	$\frac{6}{100\%}$

23. Special Federal funds are available to school districts that are in the process of integration. In general, do you favor or oppose having the San Diego City Schools apply for such funds?

School Board District

	<u>A</u>	<u>B</u>	<u>C</u>	<u>D</u>	<u>E</u>	<u>TOTAL</u>
(1) Agree	45%	60%	57%	61%	70%	57%
(2) Disagree	48	35	28	26	23	33
(3) Not sure - no opinion	$\frac{7}{100\%}$	$\frac{5}{100\%}$	$\frac{15}{100\%}$	$\frac{13}{100\%}$	$\frac{7}{100\%}$	$\frac{10}{100\%}$

24. Some claim that racial integration in the San Diego City Schools can be increased on a voluntary basis if high quality educational programs, such as Magnet school programs, are started. Would you be willing to have the budget of the San Diego City Schools increased to pay for special programs, such as the Magnet schools program?

School Board District

	<u>A</u>	<u>B</u>	<u>C</u>	<u>D</u>	<u>E</u>	<u>TOTAL</u>
(1) Yes	58%	58%	54%	51%	57%	56%
(2) No	38	35	40	31	35	36
(3) Not sure - no opinion	$\frac{4}{100\%}$	$\frac{7}{100\%}$	$\frac{6}{100\%}$	$\frac{18}{100\%}$	$\frac{8}{100\%}$	$\frac{8}{100\%}$



# Survey Results - Voter

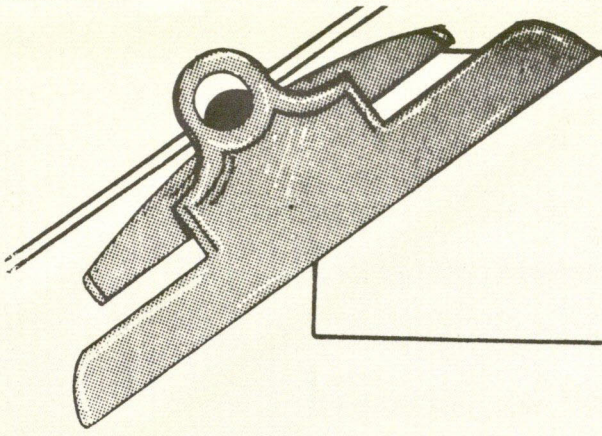
25. Some claim that the only effective way to secure school integration is by mandatory busing of school children. Would you be willing to have the budget of the San Diego City Schools increased to pay for mandatory busing of students?

		<u>School Board District</u>					<u>TOTAL</u>
		<u>A</u>	<u>B</u>	<u>C</u>	<u>D</u>	<u>E</u>	
(1)	Yes	8%	9%	14%	15%	34%	15%
(2)	No	87	86	80	74	58	79
(3)	Not sure - no opinion	<u>5</u> 100%	<u>5</u> 100%	<u>6</u> 100%	<u>11</u> 100%	<u>8</u> 100%	<u>6</u> 100%

26. Suppose that voluntary or mandatory school racial integration programs must be started in the San Diego City Schools because of a court order, leading to additional costs. Which one of the following alternatives do you prefer: (1) keep the school budget where it now is, but lower the quality of education; or (2) increase the school budget to pay for the quality of education? (3) not sure - no opinion.  
Other answers \_\_\_\_\_.

		<u>School Board District</u>					<u>TOTAL</u>
		<u>A</u>	<u>B</u>	<u>C</u>	<u>D</u>	<u>E</u>	
(1)	Keep the school budget where it now is, but lower the quality of education	9%	10%	16%	7%	14%	11%
(2)	Increase the school budget to pay for the school racial integration programs, and at least maintain the present quality of education	68	72	69	60	72	69
(3)	Not sure - no opinion	5	4	9	21	5	8
(4)	Economize	8	3	1	2	1	3
(5)	Other answers	<u>10</u> 100%	<u>11</u> 100%	<u>5</u> 100%	<u>10</u> 100%	<u>8</u> 100%	<u>9</u> 100%





# THE SAN DIEGO POLI

## PRELIMINARY REPORT


### SCHOOL INTEGRATION PARENT SURVEY

San Diego Unified School District

May, 1977



THE  
SAN DIEGO  
FOIL





## THE SAN DIEGO POLL

### I. DESCRIPTION OF FIELD WORK

The samples of the San Diego City Schools Parent Survey were developed by the Data Systems Department of the San Diego City Schools. Using random start-skip interval procedures, a total of 2,908 students were selected from the current Student Data Base. Random samples were drawn from within each of five ethnic classifications: white - 1,525; Hispanic - 625; black - 625; Pan-Asian - 125; and American Indian - 8. Blacks and Hispanics were oversampled in order to develop samples large enough to provide a sound basis for determining the positions of these two groups, and because it was anticipated that completion rates might be lower in them. The actual ethnic distribution of students at the time that the samples were drawn was: white - 66%; Hispanic - 14%; black - 14.5%; Pan-Asian - 5.2%; American Indian - 0.2%.

The ethnic classification of students for the purposes of the Data Systems Department is accomplished visually at the school and not by questioning the student or his or her parents. There is no information on the percentage discrepancy that may exist between the ethnic designation on the Student Data Base and the perceptions of students or parents. However, it is believed that the categorization of students overwhelmingly is correct.

Of the 2,908 students in the basic total sample, 482 were not available for the survey for such reasons as the following: another student in the



family also had been selected, wrong telephone number, neither an address nor a telephone number known, no residential telephone, telephone disconnected, student transferred to private school, student moved to another district, etc. A strenuous effort was made to salvage respondents for the sample by having schools check for current information. Interviewers and office staff made extensive use of the telephone company's information service and of the Haines street-indexed directory. If these measures had not been taken, the number of "not availables" would have been markedly larger.

Parents without residential telephones were sent a letter inviting them to name a time and place where they could be interviewed by telephone. Appointments were made through the San Diego City Schools. Six interviews were completed as a result of this effort.

Results obtained in the 2,426 cases where interview by telephone appeared possible was, as follows: completed interviews - 2,111; no response after at least four calls - 176; refusals - 111; interview half completed, then terminated by respondent - 14; language difficulties - 14. These figures yield a completion rate of 87% in terms of "possible" telephone respondents.

Reasons for refusals included the following: not interested - don't care what happens, too busy - can't take time, ill health, moving from district, subject too distressing, don't know enough about subject, never give telephone interviews, etc.

Each parent household selected for the survey was sent a letter from the Superintendent, accompanied by a description of Magnet programs. The letter was mailed several days before a telephone call was made.

The 2,111 completed interviews were distributed ethnically, as follows: whites - 58%; blacks - 18.5%; Hispanics - 18%; Pan-Asians - 4.5%. Four interviews were completed with American Indians. Although the overall



completed sample is somewhat biased in favor of blacks and Hispanics, spot checking of questions indicates that use of weighting procedures which would represent each ethnic group exactly would not change the overall results by more than one or two percent.

All materials used in the survey were translated into Spanish, including the Superintendent's letter, description of Magnet schools, questionnaire, etc. Spanish-speaking interviewers were used as needed.

Field work started on April 15 and ended on May 11, 1977. Thirty-nine interviewers were employed on the survey.



## II. SURVEY RESULTS

### PARENT SURVEY

1. Now we'd like to know what you think of the public schools your children attend. Overall, are they:

	<u>Hispanic</u>	<u>Black</u>	<u>White (Anglo)</u>	<u>Pan Asian</u>	<u>Total</u>
(1) Excellent	23%	15%	26%	21%	23%
(2) Good	52	44	51	59	50
(3) Fair	18	30	18	11	20
(4) Poor	6	8	4	2	5
(5) Not sure - no opinion	<u>1</u>	<u>3</u>	<u>1</u>	<u>7</u>	<u>2</u>
	100%	100%	100%	100%	100%

I'm going to read you a list of things about schools that some people feel are important. Thinking about the public schools your children attend, tell me if you are satisfied or dissatisfied.

2. Teaching reading, writing, arithmetic and other basic skills.

	<u>Hispanic</u>	<u>Black</u>	<u>White (Anglo)</u>	<u>Pan Asian</u>	<u>Total</u>
(1) Satisfied	78%	66%	65%	79%	67%
(2) Dissatisfied	19	28	32	17	29
(3) Not sure - no opinion	<u>3</u>	<u>6</u>	<u>3</u>	<u>4</u>	<u>4</u>
	100%	100%	100%	100%	100%

3. Protecting the safety of children when in school.

	<u>Hispanic</u>	<u>Black</u>	<u>White (Anglo)</u>	<u>Pan Asian</u>	<u>Total</u>
(1) Satisfied	86%	75%	83%	85%	82%
(2) Dissatisfied	11	19	14	13	15
(3) Not sure - no opinion	<u>3</u>	<u>6</u>	<u>3</u>	<u>2</u>	<u>3</u>
	100%	100%	100%	100%	100%



Survey Results - Parent

4. Having after-school activities such as sports and clubs.

	<u>Hispanic</u>	<u>Black</u>	<u>White (Anglo)</u>	<u>Pan Asian</u>	<u>Total</u>
(1) Satisfied	68%	61%	64%	65%	64%
(2) Dissatisfied	9	19	16	7	15
(3) Not sure - no opinion	<u>23</u> 100%	<u>20</u> 100%	<u>20</u> 100%	<u>28</u> 100%	<u>21</u> 100%

5. Having good contact between parents and teachers.

	<u>Hispanic</u>	<u>Black</u>	<u>White (Anglo)</u>	<u>Pan Asian</u>	<u>Total</u>
(1) Satisfied	81%	79%	78%	88%	79%
(2) Dissatisfied	15	18	19	8	18
(3) Not sure - no opinion	<u>4</u> 100%	<u>3</u> 100%	<u>3</u> 100%	<u>4</u> 100%	<u>3</u> 100%

6. Getting children ready for a good job after high school.

	<u>Hispanic</u>	<u>Black</u>	<u>White (Anglo)</u>	<u>Pan Asian</u>	<u>Total</u>
(1) Satisfied	46%	33%	34%	30%	35%
(2) Dissatisfied	12	29	27	16	25
(3) Not sure - no opinion	<u>42</u> 100%	<u>38</u> 100%	<u>39</u> 100%	<u>54</u> 100%	<u>40</u> 100%

7. Getting children ready to go on to college.

	<u>Hispanic</u>	<u>Black</u>	<u>White (Anglo)</u>	<u>Pan Asian</u>	<u>Total</u>
(1) Satisfied	45%	36%	39%	37%	39%
(2) Dissatisfied	10	23	23	7	20
(3) Not sure - no opinion	<u>45</u> 100%	<u>41</u> 100%	<u>38</u> 100%	<u>56</u> 100%	<u>41</u> 100%



# Survey Results - Parent

8. Do you think your child now is getting as good an education as children in other parts of the city?

	<u>Hispanic</u>	<u>Black</u>	<u>White (Anglo)</u>	<u>Pan Asian</u>	<u>Total</u>
(1) Yes	65%	50%	77%	69%	69%
(2) No	13	33	9	9	15
(3) Not sure - don't know	<u>22</u> 100%	<u>17</u> 100%	<u>14</u> 100%	<u>22</u> 100%	<u>16</u> 100%

9. If you were convinced that your child would get a better education than he or she now is getting in your neighborhood school, would you be willing to have your child transported to a school outside of your neighborhood?

	<u>Hispanic</u>	<u>Black</u>	<u>White (Anglo)</u>	<u>Pan Asian</u>	<u>Total</u>
(1) Yes	52%	68%	33%	39%	43%
(2) No	42	24	59	55	49
(3) Not sure - don't know	<u>6</u> 100%	<u>8</u> 100%	<u>8</u> 100%	<u>6</u> 100%	<u>8</u> 100%

10. How do you feel about the speed with which the San Diego City Schools have been moving toward integration? Have they been moving too fast, not fast enough, or at about just the right speed?

	<u>Hispanic</u>	<u>Black</u>	<u>White (Anglo)</u>	<u>Pan Asian</u>	<u>Total</u>
(1) Too fast	12%	5%	15%	3%	12%
(2) Not fast enough	13	41	9	16	16
(3) Just about the right speed	54	33	52	61	49
(4) Not sure - no opinion	<u>21</u> 100%	<u>21</u> 100%	<u>24</u> 100%	<u>20</u> 100%	<u>23</u> 100%



11. In general, do you favor or oppose your child attending a school where two-thirds of the students are white (Anglo) and one-third are mostly black and Mexican-American?

	<u>Hispanic</u>	<u>Black</u>	<u>White (Anglo)</u>	<u>Pan Asian</u>	<u>Total</u>
(1) Favor	83%	78%	81%	79%	80%
(2) Oppose	6	15	10	8	11
(3) Not sure - no opinion	<u>11</u> 100%	<u>7</u> 100%	<u>9</u> 100%	<u>13</u> 100%	<u>9</u> 100%

12. In general, do you favor or oppose your child attending a school where half of the students are white (Anglo) and half are mostly black and Mexican-American?

	<u>Hispanic</u>	<u>Black</u>	<u>White (Anglo)</u>	<u>Pan Asian</u>	<u>Total</u>
(1) Favor	80%	89%	65%	73%	73%
(2) Oppose	9	6	25	12	18
(3) Not sure - no opinion	<u>11</u> 100%	<u>5</u> 100%	<u>10</u> 100%	<u>15</u> 100%	<u>9</u> 100%

13. In general, do you favor or oppose transporting only black and Mexican-American children to achieve school integration?

	<u>Hispanic</u>	<u>Black</u>	<u>White (Anglo)</u>	<u>Pan Asian</u>	<u>Total</u>
(1) Favor	16%	7%	14%	12%	13%
(2) Oppose	73	90	78	70	79
(3) Not sure - no opinion	<u>11</u> 100%	<u>3</u> 100%	<u>8</u> 100%	<u>18</u> 100%	<u>8</u> 100%



# Survey Results - Parent

14. In general, do you favor or oppose transporting white (Anglo) as well as black and Mexican-American children to achieve school integration?

	<u>Hispanic</u>	<u>Black</u>	<u>White (Anglo)</u>	<u>Pan Asian</u>	<u>Total</u>
(1) Favor	66%	80%	32%	49%	48%
(2) Oppose	26	16	64	37	47
(3) Not sure - no opinion	<u>8</u>	<u>4</u>	<u>4</u>	<u>14</u>	<u>5</u>
	100%	100%	100%	100%	100%

IF "FAVOR" IN Q. 14, THE INTERVIEWER ASKED:

15. What is your principal reason for favoring this? ALTERNATIVES NOT READ.

	<u>Hispanic</u>	<u>Black</u>	<u>White (Anglo)</u>	<u>Pan Asian</u>	<u>Total</u>
(1) All children should participate equally/ one way busing is unfair	94%	93%	90%	96%	92%
(2) Children should learn to get along with all ethnic groups	0	5	2	2	3
(3) Other answers	<u>6</u>	<u>2</u>	<u>8</u>	<u>2</u>	<u>5</u>
	100%	100%	100%	100%	100%



IF "OPPOSE" IN Q. 14, THE INTERVIEWER ASKED:

16. What is your principal reason for opposing this? ALTERNATIVES NOT READ.

	<u>Hispanic</u>	<u>Black</u>	<u>White (Anglo)</u>	<u>Pan Asian</u>	<u>Total</u>
(1) Bus ride unsafe, accident possibility	9%	7%	5%	9%	6%
(2) Not good for health; early rising, too tiring	1	2	3	0	2
(3) Discipline problems on bus	4	3	2	3	3
(4) Time wasted in travel that could be used for studies	2	5	9	6	8
(5) Reduces or eliminates extracurricular activities	1	2	2	3	2
(6) Strains neighborhood/ family life	12	16	20	15	19
(7) Resentment over busing could increase prejudice	6	6	6	9	6
(8) Money should be spend for better education	15	25	11	9	12
(9) Believe in neighbor- hood schools, opposed to busing	31	26	34	37	33
(10) Other answers	<u>19</u> 100%	<u>8</u> 100%	<u>8</u> 100%	<u>9</u> 100%	<u>9</u> 100%



Survey Results - Parent

17. Are there any sections of the City of San Diego to which you would not permit your child to be transported? ALTERNATIVES NOT READ.

	<u>Hispanic</u>	<u>Black</u>	<u>White (Anglo)</u>	<u>Pan Asian</u>	<u>Total</u>
(1) Southeast (or parts thereof)	23%	21%	36%	16%	30%
(2) Linda Vista	1	0	1	2	1
(3) Any area except my own	24	10	38	36	30
(4) Any area that is too far	2	2	2	3	2
(5) Another specific area, other than above, mentioned	2	5	3	1	3
(6) Area not stated; No restrictions, Don't know	<u>48</u> 100%	<u>62</u> 100%	<u>20</u> 100%	<u>42</u> 100%	<u>34</u> 100%

18. Why do you feel this way? (THIS QUESTION ASKED OF THOSE WHO ANSWERED 1-5 IN Q. 17). ALTERNATIVES NOT READ.

	<u>Hispanic</u>	<u>Black</u>	<u>White (Anglo)</u>	<u>Pan Asian</u>	<u>Total</u>
(1) Unsafe/violence	36%	26%	40%	34%	37%
(2) Area not friendly/ culturally different	13	12	8	6	9
(3) Too far from home	25	30	17	36	21
(4) Difficult to pick up child if ill	4	5	1	4	2
(5) Sacrificed/made extra effort to live in this area	11	4	17	10	14
(6) Other answers	<u>11</u> 100%	<u>23</u> 100%	<u>17</u> 100%	<u>10</u> 100%	<u>17</u> 100%



# Survey Results - Parent

19. From what you have heard and read, how close do you think we are to mandatory busing of children from your neighborhood to another neighborhood to achieve school integration? Do you think it will happen in the next year or two?

	<u>Hispanic</u>	<u>Black</u>	<u>White (Anglo)</u>	<u>Pan Asian</u>	<u>Total</u>
(1) Yes	46%	50%	43%	35%	44%
(2) No	16	27	36	22	30
(3) Don't know	38	23	21	43	26
	<u>100%</u>	<u>100%</u>	<u>100%</u>	<u>100%</u>	<u>100%</u>

Now I would like your opinion about an existing integration program.

20. Have you ever heard of the Voluntary Ethnic Enrollment Program, the voluntary transportation program?

	<u>Hispanic</u>	<u>Black</u>	<u>White (Anglo)</u>	<u>Pan Asian</u>	<u>Total</u>
(1) Yes	33%	58%	58%	37%	53%
(2) No	67	42	42	63	47
	<u>100%</u>	<u>100%</u>	<u>100%</u>	<u>100%</u>	<u>100%</u>

The Voluntary Ethnic Enrollment Program enables children, mostly in junior or senior high school, to transfer to integrated schools, with transportation provided by the schools.

21. Are any of your children participating in the Voluntary Ethnic Enrollment Program now?

	<u>Hispanic</u>	<u>Black</u>	<u>White (Anglo)</u>	<u>Pan Asian</u>	<u>Total</u>
(1) Yes	10%	25%	1%	4%	7%
(2) No	90	75	99	96	93
	<u>100%</u>	<u>100%</u>	<u>100%</u>	<u>100%</u>	<u>100%</u>



Survey Results - Parent

22. IF NO: How likely is it you will enroll your children in the Voluntary Ethnic Enrollment Program in the near future, particularly if it is expanded at the elementary level?

	<u>Hispanic</u>	<u>Black</u>	<u>White (Anglo)</u>	<u>Pan Asian</u>	<u>Total</u>
(1) Definitely	9%	18%	2%	7%	6%
(2) Probably	16	23	6	19	12
(3) There is some chance	24	24	18	19	21
(4) It is unlikely	<u>51</u> 100%	<u>35</u> 100%	<u>74</u> 100%	<u>55</u> 100%	<u>61</u> 100%

BLACK AND MEXICAN-AMERICAN SKIP TO Q. 24.

23. IF WHITE (Anglo): Would you favor or oppose having black and Mexican-American children transported into your child's present school?

	<u>Hispanic</u>	<u>Black</u>	<u>White (Anglo)</u>	<u>Pan Asian</u>	<u>Total</u>
(1) Favor	Not Applicable	Not Applicable	68%	Not Applicable	68%
(2) Oppose			26		26
(3) Not sure	<u>        </u>	<u>        </u>	<u>6</u> 100%	<u>        </u>	<u>6</u> 100%

24. IF BLACK OR MEXICAN-AMERICAN: Would you favor or oppose having white (Anglo) children transported into your child's present school?

	<u>Hispanic</u>	<u>Black</u>	<u>White (Anglo)</u>	<u>Pan Asian</u>	<u>Total</u>
(1) Favor	80%	87%	Not Applicable	Not Applicable	83%
(2) Oppose	12	7			10
(3) Not sure	<u>8</u> 100%	<u>6</u> 100%	<u>        </u>	<u>        </u>	<u>7</u> 100%



Survey Results - Parent

25. Have you heard or read about the Carlin case decision regarding the San Diego City Schools?

	<u>Hispanic</u>	<u>Black</u>	<u>White (Anglo)</u>	<u>Pan Asian</u>	<u>Total</u>
(1) Yes	36%	54%	67%	43%	58%
(2) No	<u>64</u> 100%	<u>46</u> 100%	<u>33</u> 100%	<u>57</u> 100%	<u>42</u> 100%

The San Diego City Schools now are under a court order to take further steps toward racial and ethnic integration of the schools. The integration programs being considered are numerous and planning still is in a very early stage. I would like to discuss some of the possibilities with you.

26. Have you ever heard of Magnet schools?

	<u>Hispanic</u>	<u>Black</u>	<u>White (Anglo)</u>	<u>Pan Asian</u>	<u>Total</u>
(1) Yes	19%	26%	55%	25%	41%
(2) No	<u>81</u> 100%	<u>74</u> 100%	<u>45</u> 100%	<u>75</u> 100%	<u>59</u> 100%

A Magnet school is planned to be an integrated school offering special in-depth studies or training in various fields. I'm going to read a list of Magnet schools being considered by the district. Please tell me how interested you are in each of these special schools for your children.

27. A Performing Arts Center for music, drama, dance, T.V. Are you:

	<u>Hispanic</u>	<u>Black</u>	<u>White (Anglo)</u>	<u>Pan Asian</u>	<u>Total</u>
(1) Very interested	34%	39%	24%	32%	29%
(2) Somewhat interested	28	30	28	31	29
(3) Not interested	33	27	44	34	38
(4) Don't know	<u>5</u> 100%	<u>4</u> 100%	<u>4</u> 100%	<u>3</u> 100%	<u>4</u> 100%



Survey Results - Parent

11

28. A Law and Public Administration Center for programs in law, criminal justice, and public administration. Are you:

	<u>Hispanic</u>	<u>Black</u>	<u>White (Anglo)</u>	<u>Pan Asian</u>	<u>Total</u>
(1) Very interested	43%	56%	26%	29%	35%
(2) Somewhat interested	30	24	32	32	30
(3) Not interested	22	15	38	34	30
(4) Don't know	5	5	4	5	5
	<u>100%</u>	<u>100%</u>	<u>100%</u>	<u>100%</u>	<u>100%</u>

29. A Science and Math Center for programs in science, mathematics, and computer technology. Are you:

	<u>Hispanic</u>	<u>Black</u>	<u>White (Anglo)</u>	<u>Pan Asian</u>	<u>Total</u>
(1) Very interested	62%	74%	46%	66%	56%
(2) Somewhat interested	26	17	28	19	25
(3) Not interested	9	7	22	12	16
(4) Don't know	3	2	4	3	3
	<u>100%</u>	<u>100%</u>	<u>100%</u>	<u>100%</u>	<u>100%</u>

30. A Health Occupations Center for programs in life science, hospital work, and related areas such as therapy and recreation. Are you:

	<u>Hispanic</u>	<u>Black</u>	<u>White (Anglo)</u>	<u>Pan Asian</u>	<u>Total</u>
(1) Very interested	56%	63%	38%	49%	45%
(2) Somewhat interested	30	25	29	29	29
(3) Not interested	12	10	29	19	22
(4) Don't know	2	2	4	3	4
	<u>100%</u>	<u>100%</u>	<u>100%</u>	<u>100%</u>	<u>100%</u>



Survey Results - Parent

31. A Military Science Academy for preparation for military careers. Are you:

	<u>Hispanic</u>	<u>Black</u>	<u>White (Anglo)</u>	<u>Pan Asian</u>	<u>Total</u>
(1) Very interested	34%	34%	15%	26%	22%
(2) Somewhat interested	27	24	18	26	21
(3) Not interested	35	39	63	45	53
(4) Don't know	<u>4</u>	<u>3</u>	<u>4</u>	<u>3</u>	<u>4</u>
	100%	100%	100%	100%	100%

32. A Public Service Occupations Center for preparation for fire and police work, social work, education, and other government services. Are you:

	<u>Hispanic</u>	<u>Black</u>	<u>White (Anglo)</u>	<u>Pan Asian</u>	<u>Total</u>
(1) Very interested	57%	66%	35%	46%	44%
(2) Somewhat interested	26	21	32	29	29
(3) Not interested	14	10	29	22	23
(4) Don't know	<u>3</u>	<u>3</u>	<u>4</u>	<u>3</u>	<u>4</u>
	100%	100%	100%	100%	100%

33. A Business and Management Occupations Center for data processing, merchandising, real estate, insurance, and secretarial skills. Are you:

	<u>Hispanic</u>	<u>Black</u>	<u>White (Anglo)</u>	<u>Pan Asian</u>	<u>Total</u>
(1) Very interested	57%	69%	39%	45%	48%
(2) Somewhat interested	27	20	29	28	27
(3) Not interested	13	9	28	24	22
(4) Don't know	<u>3</u>	<u>2</u>	<u>4</u>	<u>3</u>	<u>3</u>
	100%	100%	100%	100%	100%



# Survey Results - Parent

34. An Automotive Center for auto repair, marketing and dealership operation.  
Are you:

	<u>Hispanic</u>	<u>Black</u>	<u>White (Anglo)</u>	<u>Pan Asian</u>	<u>Total</u>
(1) Very interested	50%	52%	31%	37%	38%
(2) Somewhat interested	29	22	24	26	25
(3) Not interested	18	24	41	31	33
(4) Don't know	<u>3</u>	<u>2</u>	<u>4</u>	<u>6</u>	<u>4</u>
	100%	100%	100%	100%	100%

35. A Language School in which children learn to speak several languages.  
Are you:

	<u>Hispanic</u>	<u>Black</u>	<u>White (Anglo)</u>	<u>Pan Asian</u>	<u>Total</u>
(1) Very interested	69%	71%	43%	57%	54%
(2) Somewhat interested	18	18	25	17	22
(3) Not interested	10	9	29	24	21
(4) Don't know	<u>3</u>	<u>2</u>	<u>3</u>	<u>2</u>	<u>3</u>
	100%	100%	100%	100%	100%

36. A fundamental school offering a highly structured, strict discipline approach focussing on the three R's. Are you:

	<u>Hispanic</u>	<u>Black</u>	<u>White (Anglo)</u>	<u>Pan Asian</u>	<u>Total</u>
(1) Very interested	65%	65%	44%	67%	52%
(2) Somewhat interested	18	19	21	13	20
(3) Not interested	14	14	32	18	25
(4) Don't know	<u>3</u>	<u>2</u>	<u>3</u>	<u>2</u>	<u>3</u>
	100%	100%	100%	100%	100%



# Survey Results - Parent

37. A Montessorri School, with individual instruction by teachers trained in this method. Are you:

	<u>Hispanic</u>	<u>Black</u>	<u>White (Anglo)</u>	<u>Pan Asian</u>	<u>Total</u>
(1) Very interested	37%	42%	26%	28%	31%
(2) Somewhat interested	30	24	21	22	23
(3) Not interested	27	28	47	44	41
(4) Don't know	6	6	6	6	5
	<u>100%</u>	<u>100%</u>	<u>100%</u>	<u>100%</u>	<u>100%</u>

38. In which of the programs I've mentioned would you be most interested for your child?

	<u>Hispanic</u>	<u>Black</u>	<u>White (Anglo)</u>	<u>Pan Asian</u>	<u>Total</u>
(1) Performing Arts	13%	14%	17%	13%	16%
(2) Law and Public Administration	13	11	5	9	8
(3) Science and Math	20	20	18	30	19
(4) Health	7	5	6	2	6
(5) Military Science	3	1	1	0	2
(6) Public Service	4	3	3	1	3
(7) Business and Management	6	12	6	6	7
(8) Automotive	4	1	4	2	3
(9) Language	9	4	4	7	5
(10) Fundamental	9	14	14	15	13
(11) Montessorri	3	4	6	0	5
(12) None of them	9	11	16	15	13
	<u>100%</u>	<u>100%</u>	<u>100%</u>	<u>100%</u>	<u>100%</u>

SKIP TO Q. 40 IF "NONE."



# Survey Results - Parent

39. Which program is of second greatest interest? SAME ALTERNATIVES AS IN Q. 38.

	<u>Hispanic</u>	<u>Black</u>	<u>White (Anglo)</u>	<u>Pan Asian</u>	<u>Total</u>
(1) Performing Arts	8%	5%	9%	7%	8%
(2) Law and Public Administration	8	11	7	7	8
(3) Science and Math	13	15	13	21	14
(4) Health	8	11	8	10	9
(5) Military Science	3	2	2	6	2
(6) Public Service	7	7	6	4	6
(7) Business and Management	15	13	12	12	12
(8) Automotive	8	4	6	2	6
(9) Language	9	10	8	9	9
(10) Fundamental	5	7	4	3	5
(11) Montessorri	2	2	4	0	3
(12) None of them	<u>14</u> 100%	<u>13</u> 100%	<u>21</u> 100%	<u>19</u> 100%	<u>18</u> 100%

40. Assuming the district provided transportation to this integrated Magnet school, how likely is it you would send your child for at least one semester during the twelve years of public school? Would you say;

	<u>Hispanic</u>	<u>Black</u>	<u>White (Anglo)</u>	<u>Pan Asian</u>	<u>Total</u>
(1) Definitely	36%	45%	27%	27%	32%
(2) Probably	30	26	25	28	26
(3) There is some chance	19	15	21	20	19
(4) It is unlikely	9	9	22	19	17
(5) Don't know	<u>6</u> 100%	<u>5</u> 100%	<u>5</u> 100%	<u>6</u> 100%	<u>6</u> 100%

QUESTIONS 41-47 WERE PRESENTED ONLY TO PARENTS WHO HAD CHILDREN IN ELEMENTARY SCHOOL.

Another idea is a series of one week special programs for 4th, 5th, and 6th graders. Each program would combine four or five schools to achieve an ethnic balance of about two-thirds white (Anglo) and about one-third Mexican-American and black students, and all transportation would be provided by the district.



41. The Old Town Presidio Program would be for all 4th graders; all children would be required to spend one week of instruction at Old Town, Presidio Park, and Cabrillo National Monument learning about San Diego's culture and history. Would you go along with this or not?

	<u>Hispanic</u>	<u>Black</u>	<u>White (Anglo)</u>	<u>Pan Asian</u>	<u>Total</u>
(1) Would	89%	83%	81%	71%	82%
(2) Would not	6	11	15	17	13
(3) Not sure - no opinion	5	6	4	12	5
	<u>100%</u>	<u>100%</u>	<u>100%</u>	<u>100%</u>	<u>100%</u>

42. The Balboa Park Program would be for all 5th graders; all children would be required to spend one week of instruction visiting museums, the Zoo, and other sites in Balboa Park. Would you go along with this or not?

	<u>Hispanic</u>	<u>Black</u>	<u>White (Anglo)</u>	<u>Pan Asian</u>	<u>Total</u>
(1) Would	89%	79%	80%	72%	81%
(2) Would not	5	11	12	14	10
(3) Child has attended	5	8	7	9	7
(4) Not sure - no opinion	1	2	1	5	2
	<u>100%</u>	<u>100%</u>	<u>100%</u>	<u>100%</u>	<u>100%</u>

43. The School Camp Program would be for all 6th graders; all children would be required to spend one week of instruction at a local mountain camp learning about nature. Would you go along with this or not?

	<u>Hispanic</u>	<u>Black</u>	<u>White (Anglo)</u>	<u>Pan Asian</u>	<u>Total</u>
(1) Would	77%	73%	73%	60%	73%
(2) Would not	12	7	10	25	10
(3) Child has attended	9	17	14	10	14
(4) Not sure - no opinion	2	3	3	5	3
	<u>100%</u>	<u>100%</u>	<u>100%</u>	<u>100%</u>	<u>100%</u>



## Survey Results - Parent

Another idea for the 4th, 5th, and 6th grades is called the Specialized Learning Center. All students in these grades would be required to spend a day every third day in different integrated centers emphasizing the arts, music, physical education, and science. Two days out of three would be spent in your neighborhood school. These centers would have an ethnic balance of about two-thirds white (Anglo) and one-third minority, mostly Mexican-American and black, and would be located in centralized areas of the city with transportation provided by the district. The Specialized Learning Centers would be approximately 30 minutes away from your present neighborhood school. Your child would be accompanied to them by classmates.

44. If your child is assigned to this learning center program, would you go along with it or not?

	<u>Hispanic</u>	<u>Black</u>	<u>White (Anglo)</u>	<u>Pan Asian</u>	<u>Total</u>
(1) Would	72%	73%	41%	64%	55%
(2) Would not	18	15	47	21	33
(3) Not sure	<u>10</u>	<u>12</u>	<u>12</u>	<u>15</u>	<u>12</u>
	100%	100%	100%	100%	100%

STATISTICS RELATE TO ALL ELEMENTARY SCHOOL PARENTS.

45. If this actually happens to your child, what do you think you would do?

	<u>Hispanic</u>	<u>Black</u>	<u>White (Anglo)</u>	<u>Pan Asian</u>	<u>Total</u>
(1) Move to another district	4%	1%	8%	1%	5%
(2) Transfer to private schools	4	3	19	5	12
(3) Something else	4	5	11	5	8
(4) Not sure	3	9	11	10	10
(5) Not applicable	<u>85</u>	<u>82</u>	<u>51</u>	<u>79</u>	<u>65</u>
	100%	100%	100%	100%	100%



# Survey Results - Parent

46. How important is it to you that your child attend a school located in your neighborhood? Is it:

	<u>Hispanic</u>	<u>Black</u>	<u>White (Anglo)</u>	<u>Pan Asian</u>	<u>Total</u>
(1) Very important	80%	48%	82%	79%	75%
(2) Somewhat important	10	27	12	11	15
(3) Not very important	10	25	6	10	10
	<u>100%</u>	<u>100%</u>	<u>100%</u>	<u>100%</u>	<u>100%</u>

47. If your child must go to a school outside of your neighborhood as part of the integration program, how important is it to you for the teacher in your neighborhood school to go with your child to the new school? Is it:

	<u>Hispanic</u>	<u>Black</u>	<u>White (Anglo)</u>	<u>Pan Asian</u>	<u>Total</u>
(1) Very important	56%	30%	42%	45%	42%
(2) Somewhat important	18	23	19	29	20
(3) Not very important	24	47	37	23	36
(4) Other answers	2		2	3	2
	<u>100%</u>	<u>100%</u>	<u>100%</u>	<u>100%</u>	<u>100%</u>

ASK EVERYONE:

48. If your child has to go to a school outside of your neighborhood as part of the integration program, how important is it to you that your child be accompanied by classmates from the neighborhood school? Is it:

	<u>Hispanic</u>	<u>Black</u>	<u>White (Anglo)</u>	<u>Pan Asian</u>	<u>Total</u>
(1) Very important	67%	36%	72%	51%	64%
(2) Somewhat important	15	25	16	27	17
(3) Not very important	14	37	9	19	16
(4) Don't know	4	2	3	3	3
	<u>100%</u>	<u>100%</u>	<u>100%</u>	<u>100%</u>	<u>100%</u>



# Survey Results - Parent

Now suppose the district adopts a required exchange plan that assigns your child to a good school in another neighborhood. Assume that this school has half white (Anglo) and half minority, Mexican-American and black students, is 30 minutes or less away, and that it is located in a mostly white (Anglo) neighborhood.

49. Would you go along with this or not if the assignment is for one semester out of 12 school years?

	<u>Hispanic</u>	<u>Black</u>	<u>White (Anglo)</u>	<u>Pan Asian</u>	<u>Total</u>
(1) Yes	63%	74%	50%	60%	58%
(2) No	25	17	41	29	33
(3) Not sure	<u>12</u> 100%	<u>9</u> 100%	<u>9</u> 100%	<u>11</u> 100%	<u>9</u> 100%

50. If this actually happens, will you:

	<u>Hispanic</u>	<u>Black</u>	<u>White (Anglo)</u>	<u>Pan Asian</u>	<u>Total</u>
(1) Move to another district	5%	2%	7%	2%	5%
(2) Transfer to private schools	6	2	19	10	13
(3) Something else; Protest strongly; Seek legal means; Keep child out of school	7	6	8	8	7
(4) Don't know	9	8	8	9	8
(5) Not applicable	<u>73</u> 100%	<u>82</u> 100%	<u>58</u> 100%	<u>71</u> 100%	<u>67</u> 100%

51. Would you go along with this or not if the assignment is for one full year out of twelve school years?

	<u>Hispanic</u>	<u>Black</u>	<u>White (Anglo)</u>	<u>Pan Asian</u>	<u>Total</u>
(1) Yes	47%	67%	31%	49%	42%
(2) No	35	21	56	39	44
(3) Not sure	<u>18</u> 100%	<u>12</u> 100%	<u>13</u> 100%	<u>12</u> 100%	<u>14</u> 100%



52. If this actually happens, will you:

	<u>Hispanic</u>	<u>Black</u>	<u>White (Anglo)</u>	<u>Pan Asian</u>	<u>Total</u>
(1) Move to another district	8%	2%	10%	4%	7%
(2) Transfer to private schools	10	3	26	20	18
(3) Something else	11	8	11	16	10
(4) Not sure	10	7	10	18	9
(5) Not applicable	<u>61</u> 100%	<u>80</u> 100%	<u>43</u> 100%	<u>42</u> 100%	<u>56</u> 100%

53. Would you go along with this or not if the assignment is for 2 full school years out of twelve?

	<u>Hispanic</u>	<u>Black</u>	<u>White (Anglo)</u>	<u>Pan Asian</u>	<u>Total</u>
(1) Yes	34%	53%	18%	32%	28%
(2) No	45	29	69	54	56
(3) Not sure	<u>21</u> 100%	<u>18</u> 100%	<u>13</u> 100%	<u>14</u> 100%	<u>16</u> 100%

54. If this actually happens, will you:

	<u>Hispanic</u>	<u>Black</u>	<u>White (Anglo)</u>	<u>Pan Asian</u>	<u>Total</u>
(1) Move to another district	11%	2%	12%	6%	9%
(2) Transfer to private schools	12	3	31	22	22
(3) Something else (Specify)	12	11	14	17	13
(4) Not sure	14	8	12	30	12
(5) Response not applicable	<u>51</u> 100%	<u>76</u> 100%	<u>31</u> 100%	<u>25</u> 100%	<u>44</u> 100%



# Survey Results - Parent

QUESTIONS 55 THROUGH 60 WERE PRESENTED TO THE RESPONDENTS WHO RESIDED OUTSIDE OF THE SOUTHEAST SAN DIEGO AREA, DESIGNATED AS POSTAL ZONES 2, 13, 14, AND 39. STATISTICS RELATE TO THE TOTAL SAMPLE OF RESPONDENTS WHO RESIDE OUTSIDE THE SOUTHEAST AREA.

Suppose a city-wide transportation plan assigns your child to a good school in another neighborhood, but this time assume that it is half white (Anglo) and half minority, mostly Mexican-American and black, is about 30-45 minutes away, and that it is located in a minority neighborhood in Southeast San Diego.

55. Would you go along with this or not if the assignment is for one semester out of twelve school years?

	<u>Hispanic</u>	<u>Black</u>	<u>White (Anglo)</u>	<u>Pan Asian</u>	<u>Total</u>
(1) Yes	25%	34%	21%	25%	22%
(2) No	62	50	72	62	69
(3) Not sure	13	16	7	13	9
	<u>100%</u>	<u>100%</u>	<u>100%</u>	<u>100%</u>	<u>100%</u>

56. If this actually happens, will you:

	<u>Hispanic</u>	<u>Black</u>	<u>(Anglo)</u>	<u>Asian</u>	<u>Total</u>
(1) Move to another district	13%	2%	14%	13%	13%
(2) Transfer to private schools	19	14	33	18	29
(3) Something else (Specify)	13	13	12	11	12
(4) Not sure	18	20	14	20	15
(5) Not applicable	37	51	27	38	31
	<u>100%</u>	<u>100%</u>	<u>100%</u>	<u>100%</u>	<u>100%</u>

57. Would you go along with this or not if the assignment is for one full school year out of twelve?

	<u>Hispanic</u>	<u>Black</u>	<u>White (Anglo)</u>	<u>Pan Asian</u>	<u>Total</u>
(1) Yes	18%	32%	12%	22%	15%
(2) No	69	50	79	65	75
(3) Not sure	13	18	9	13	10
	<u>100%</u>	<u>100%</u>	<u>100%</u>	<u>100%</u>	<u>100%</u>



# Survey Results - Parent

58. If this actually happens, will you:

	<u>Hispanic</u>	<u>Black</u>	<u>White (Anglo)</u>	<u>Pan Asian</u>	<u>Total</u>
(1) Move to another district	15%	2%	16%	13%	15%
(2) Transfer to private schools	25	17	37	20	34
(3) Something else (Specify)	13	15	15	13	15
(4) Not sure	17	11	11	16	12
(5) Not applicable	<u>30</u> 100%	<u>55</u> 100%	<u>21</u> 100%	<u>38</u> 100%	<u>24</u> 100%

59. Would you go along with this or not if the assignment is for 2 full school years out of twelve?

	<u>Hispanic</u>	<u>Black</u>	<u>White (Anglo)</u>	<u>Asian</u>	<u>Total</u>
(1) Yes	13%	26%	7%	11%	9%
(2) No	73	51	84	76	81
(3) Not sure	<u>14</u> 100%	<u>23</u> 100%	<u>9</u> 100%	<u>13</u> 100%	<u>10</u> 100%

60. If this actually happens, will you:

	<u>Hispanic</u>	<u>Black</u>	<u>White (Anglo)</u>	<u>Pan Asian</u>	<u>Total</u>
(1) Move to another district	18%	2%	17%	15%	16%
(2) Transfer to private schools	27	17	39	22	36
(3) Something else (Specify)	14	18	17	13	17
(4) Not sure	14	10	11	20	13
(5) Not applicable	<u>27</u> 100%	<u>53</u> 100%	<u>16</u> 100%	<u>30</u> 100%	<u>18</u> 100%

I'm going to read you a list of statements some people have made about integration in San Diego. For each, tell me whether you agree or disagree?



# Survey Results - Parent

THE REMAINDER OF THE QUESTIONS WERE ADDRESSED TO ALL RESPONDENTS.

61. Integration will provide a better education for most black and Mexican-American students. Do you agree or disagree?

	<u>Hispanic</u>	<u>Black</u>	<u>White (Anglo)</u>	<u>Pan Asian</u>	<u>Total</u>
(1) Agree	54%	66%	38%	54%	47%
(2) Disagree	35	24	55	35	45
(3) No opinion	<u>11</u> 100%	<u>10</u> 100%	<u>7</u> 100%	<u>11</u> 100%	<u>8</u> 100%

62. Integration will provide a better education for most white (Anglo) students. Do you agree or disagree?

	<u>Hispanic</u>	<u>Black</u>	<u>White (Anglo)</u>	<u>Pan Asian</u>	<u>Total</u>
(1) Agree	42%	45%	22%	37%	30%
(2) Disagree	45	40	72	49	60
(3) No opinion	<u>13</u> 100%	<u>15</u> 100%	<u>6</u> 100%	<u>14</u> 100%	<u>10</u> 100%

63. Integration will risk the safety of students. Do you agree or disagree?

	<u>Hispanic</u>	<u>Black</u>	<u>White (Anglo)</u>	<u>Pan Asian</u>	<u>Total</u>
(1) Agree	49%	33%	62%	56%	54%
(2) Disagree	40	55	31	34	37
(3) No opinion	<u>11</u> 100%	<u>12</u> 100%	<u>7</u> 100%	<u>10</u> 100%	<u>9</u> 100%

64. Integration will lead to an increase in discipline problems in the schools. Do you agree or disagree?

	<u>Hispanic</u>	<u>Black</u>	<u>White (Anglo)</u>	<u>Pan Asian</u>	<u>Total</u>
(1) Agree	60%	42%	71%	61%	62%
(2) Disagree	30	50	23	26	30
(3) No opinion	<u>10</u> 100%	<u>8</u> 100%	<u>6</u> 100%	<u>13</u> 100%	<u>8</u> 100%



# Survey Results - Parent

65. Integration will increase racial tensions in schools. Do you agree or disagree?

	<u>Hispanic</u>	<u>Black</u>	<u>White (Anglo)</u>	<u>Pan Asian</u>	<u>Total</u>
(1) Agree	54%	42%	66%	53%	59%
(2) Disagree	32	47	27	33	32
(3) No opinion	<u>14</u> 100%	<u>11</u> 100%	<u>7</u> 100%	<u>14</u> 100%	<u>9</u> 100%

66. If it becomes necessary to transport your child to another part of the city, would you be most concerned: THE INTERVIEWER READ THE FIRST FIVE ALTERNATIVES.

	<u>Hispanic</u>	<u>Black</u>	<u>White (Anglo)</u>	<u>Pan Asian</u>	<u>Total</u>
(1) About the bus ride itself	12%	10%	12%	8%	12%
(2) About a lowered quality of education in the new school	8	17	11	8	11
(3) About your child's safety in the new school	26	28	26	33	26
(4) They are already being bused	5	10	1	2	3
(5) All of equal concern	44	31	47	45	44
(6) Not sure - no opinion	<u>5</u> 100%	<u>4</u> 100%	<u>3</u> 100%	<u>4</u> 100%	<u>4</u> 100%

67. Suppose that it is required that each child spend one year out of twelve in racially integrated schools; the other eleven years could be spent in neighborhood schools, if desired. There would be a wide choice among various integrated programs. Assume that your child in most cases would be accompanied by classmates when going to schools or activities outside of your neighborhood or area. Further assume that the educational program in the integrated schools would be as good or better than in existing schools. Under such circumstances would you be willing to have your child spend a total of one year out of twelve in integrated schools?

	<u>Hispanic</u>	<u>Black</u>	<u>White (Anglo)</u>	<u>Pan Asian</u>	<u>Total</u>
(1) Yes	59%	75%	46%	51%	54%
(2) No	26	12	43	33	33
(3) Not sure	<u>15</u> 100%	<u>13</u> 100%	<u>11</u> 100%	<u>16</u> 100%	<u>13</u> 100%



# Survey Results - Parent

THIS QUESTION WAS PRESENTED TO THE RESPONDENTS WHO SAID "NO" IN QUESTION 67.

68. Under what conditions, if any, would you agree to let your child attend integrated schools for the equivalent of one year? ALTERNATIVES NOT READ.

	<u>Hispanic</u>	<u>Black</u>	<u>White (Anglo)</u>	<u>Pan Asian</u>	<u>Total</u>
(1) If they had special programs I want	8%	13%	4%	0%	5%
(2) If convinced programs work	15	18	6	15	9
(3) Under no conditions	48	28	55	52	51
(4) School already integrated	3	0	3	3	3
(5) If it is in my own neighborhood/ if not too far from home	12	10	22	15	19
(6) Only if forced to	3	4	3	6	4
(7) Other answers	<u>11</u> 100%	<u>27</u> 100%	<u>7</u> 100%	<u>9</u> 100%	<u>9</u> 100%

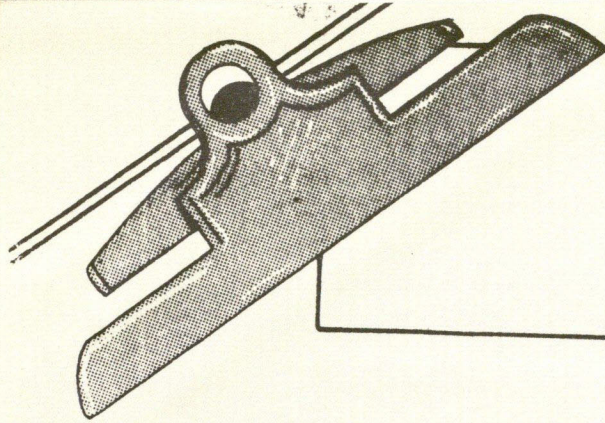
STATISTICS RELATE TO THE TOTAL SAMPLE

69. Would you be willing for your child to spend two years out of twelve in such integrated schools and programs?

	<u>Hispanic</u>	<u>Black</u>	<u>White (Anglo)</u>	<u>Pan Asian</u>	<u>Total</u>
(1) Yes	35%	59%	24%	33%	33%
(2) No	42	27	66	61	54
(3) Not sure	<u>23</u> 100%	<u>14</u> 100%	<u>10</u> 100%	<u>6</u> 100%	<u>13</u> 100%

-END-





# THE SAN DIEGO POLI

## PRELIMINARY REPORT

### SCHOOL INTEGRATION CERTIFICATED PERSONNEL SURVEY

San Diego Unified School District

May, 1977



THE  
SAN DIEGO  
POLICE





## THE SAN DIEGO POLL

### I. DESCRIPTION OF FIELD WORK

The Certificated Personnel Questionnaire was sent out on May 6, 1977 to all certificated personnel in the San Diego City Schools with the requirement that all questionnaires were to be returned no later than May 11, 1977. The statistics presented in the following pages are based on 3,958 completed questionnaires. There are 5,843 certificated personnel in the San Diego City Schools.

A special effort was made to protect the anonymity of respondents. The last page of the questionnaire, which could be torn off, provided an opportunity for the respondent to give suggestions for dealing with the problems of school integration. On request, the respondent was given postage to mail the "free answer" page to The San Diego Poll's post office box.



## II. SURVEY RESULTS

### CERTIFICATED PERSONNEL SURVEY

1. How do you feel about the speed with which the San Diego City Schools have been moving toward racial integration? Have they been moving too fast, not fast enough, or at about just the right speed?

	<u>Teacher</u>	<u>Counselor</u>	<u>Administrator</u>	<u>Other</u>	<u>Total</u>
(1) Too fast	15%	12%	8%	16%	15%
(2) Not fast enough	22	31	32	19	23
(3) Just about the right speed	46	48	55	47	47
(4) Not sure	<u>17</u>	<u>9</u>	<u>5</u>	<u>18</u>	<u>15</u>
	100%	100%	100%	100%	100%

2. At the school level at which you work, which of the following racial or ethnic mixes do you think would produce the best overall education for minority students (e.g., Mexican-American and black)?

	<u>Teacher</u>	<u>Counselor</u>	<u>Administrator</u>	<u>Other</u>	<u>Total</u>
(1) 95% white (Anglo) and 5% minority	22%	13%	9%	11%	21%
(2) 67% white (Anglo) and 33% minority	54	69	72	61	56
(3) 50% white (Anglo) and 50% minority	15	12	16	19	15
(4) 33% white (Anglo) and 67% minority	6	6	3	7	5
(5) 0% white (Anglo) and 100% minority	<u>3</u>	<u>0</u>	<u>0</u>	<u>2</u>	<u>3</u>
	100%	100%	100%	100%	100%



3. At the school level at which you work, which one of the following racial or ethnic mixes do you think would produce the best overall education for white (Anglo) students?

	<u>Teacher</u>	<u>Counselor</u>	<u>Administrator</u>	<u>Other</u>	<u>Total</u>
(1) 100% white (Anglo) and 0% minority	21%	14%	8%	11%	19%
(2) 67% white (Anglo) and 33% minority	61	69	74	66	63
(3) 50% white (Anglo) and 50% minority	15	12	16	20	15
(4) 33% white (Anglo) and 67% minority	2	5	2	2	2
(5) 5% white (Anglo) and 95% minority	$\frac{1}{100\%}$	$\frac{0}{100\%}$	$\frac{0}{100\%}$	$\frac{1}{100\%}$	$\frac{1}{100\%}$

4. In your opinion, which offers a better prospect of a good educational experience for a minority student (Mexican-American or black):

	<u>Teacher</u>	<u>Counselor</u>	<u>Administrator</u>	<u>Other</u>	<u>Total</u>
(1) Participation in the Voluntary Ethnic Enrollment Program	68%	67%	58	70%	68%
(2) Paired school two-way mandatory busing with classrooms made up of about two-thirds white (Anglo) and about one-third minority (mostly Mexican-American and black) students	13	19	27	14	15
(3) Not sure	$\frac{19}{100\%}$	$\frac{14}{100\%}$	$\frac{15}{100\%}$	$\frac{16}{100\%}$	$\frac{17}{100\%}$



5. A Magnet school is planned to be a racially integrated school, offering special in-depth studies or training in various fields. In your opinion, does the Magnet school have the potential of providing a valuable educational experience for minority students (e.g., black and Mexican-American)?

	<u>Teacher</u>	<u>Counselor</u>	<u>Administrator</u>	<u>Other</u>	<u>Total</u>
(1) Yes	67%	78%	88%	73%	68%
(2) No	11	12	5	9	11
(3) Not sure	<u>22</u> 100%	<u>10</u> 100%	<u>7</u> 100%	<u>18</u> 100%	<u>21</u> 100%

6. In your opinion, does the Magnet school with a racially integrated student body have the potential of providing a valuable educational experience for white (Anglo) students?

	<u>Teacher</u>	<u>Counselor</u>	<u>Administrator</u>	<u>Other</u>	<u>Total</u>
(1) Yes	68%	80%	92%	78%	71%
(2) No	14	12	5	8	13
(3) No opinion	<u>18</u> 100%	<u>8</u> 100%	<u>3</u> 100%	<u>14</u> 100%	<u>16</u> 100%

IF YOU WORK IN OR WITH AN ELEMENTARY SCHOOL, ANSWER QUESTIONS 7-17. IF NOT, SKIP TO QUESTION 18.

Another idea is a series of one week special programs for 4th, 5th and 6th graders. Each program would combine four or five schools to achieve an ethnic balance of about two-thirds white (Anglo) and about one-third Mexican-American and black students, and all transportation would be provided by the district.



7. An Old Town Presidio Program would be for all 4th graders; all children would be required to spend one week of instruction at Old Town, Presidio Park, and Cabrillo National Monument learning about San Diego's culture and history. Does this program have the potential of providing a valuable educational experience for minority students (e.g., black and Mexican-American)?

	<u>Teacher</u>	<u>Counselor</u>	<u>Administrator</u>	<u>Other</u>	<u>Total</u>
(1) Yes	80%	78%	88%	70%	80%
(2) No	10	14	7	13	11
(3) Not sure	<u>10</u> 100%	<u>8</u> 100%	<u>5</u> 100%	<u>17</u> 100%	<u>9</u> 100%

8. Does the Old Town Presidio Program have the potential of providing a valuable educational experience for white (Anglo) students?

	<u>Teacher</u>	<u>Counselor</u>	<u>Administrator</u>	<u>Other</u>	<u>Total</u>
(1) Yes	83%	82%	91%	74%	84%
(2) No	8	11	6	9	8
(3) Not sure	<u>9</u> 100%	<u>7</u> 100%	<u>3</u> 100%	<u>17</u> 100%	<u>8</u> 100%

9. The Balboa Park Program would be for all 5th graders; all children would be required to spend one week of instruction visiting museums, the Zoo, and other sites in Balboa Park. Does this program have the potential of providing a valuable educational experience for minority students (e.g., black and Mexican-American)?

	<u>Teacher</u>	<u>Counselor</u>	<u>Administrator</u>	<u>Other</u>	<u>Total</u>
(1) Yes	87%	87%	91%	78%	87%
(2) No	7	9	5	10	7
(3) Not sure	<u>6</u> 100%	<u>4</u> 100%	<u>4</u> 100%	<u>12</u> 100%	<u>6</u> 100%



# Certificated Personnel Survey

10. Does the Balboa Park Program have the potential of providing a valuable educational experience for white (Anglo) students?

	<u>Teacher</u>	<u>Counselor</u>	<u>Administrator</u>	<u>Other</u>	<u>Total</u>
(1) Yes	88%	87%	92%	77%	88%
(2) No	6	9	4	9	6
(3) Not sure	<u>6</u>	<u>4</u>	<u>4</u>	<u>14</u>	<u>6</u>
	100%	100%	100%	100%	100%

11. The School Camp Program would be for all 6th graders; all children would be required to spend one week of instruction at a local mountain camp learning about nature. Does this program have the potential of providing a valuable educational experience for minority students (e.g., black and Mexican-American)?

	<u>Teacher</u>	<u>Counselor</u>	<u>Administrator</u>	<u>Other</u>	<u>Total</u>
(1) Yes	91%	88%	94%	88%	91%
(2) No	4	6	3	6	4
(3) Not sure	<u>5</u>	<u>6</u>	<u>3</u>	<u>6</u>	<u>5</u>
	100%	100%	100%	100%	100%

12. Does the School Camp Program have the potential of providing a valuable educational experience for white (anglo) students?

	<u>Teacher</u>	<u>Counselor</u>	<u>Administrator</u>	<u>Other</u>	<u>Total</u>
(1) Yes	92%	89%	94%	88%	92%
(2) No	4	7	4	5	4
(3) Not sure	<u>4</u>	<u>4</u>	<u>2</u>	<u>7</u>	<u>4</u>
	100%	100%	100%	100%	100%



13. Another idea for the 4th, 5th, and 6th grades is called the Specialized Learning Center. All students in these grades would be required to spend one day every week in different integrated centers emphasizing the arts, music, physical education, and science. Four days out of five would be spent in the neighborhood school. These centers would have an ethnic balance of about two-thirds white (Anglo) and one-third minority, mostly Mexican-American and black, and would be located in centralized areas of the city with transportation provided by the district. The Specialized Learning Centers would be approximately 30 minutes away from the neighborhood schools from which they would receive students. Students would be accompanied to the Learning Centers by their classmates. Does this program have the potential of providing a valuable educational experience for minority students?

	<u>Teacher</u>	<u>Counselor</u>	<u>Administrator</u>	<u>Other</u>	<u>Total</u>
(1) Yes	57%	62%	68%	50%	58%
(2) No	21	24	12	19	20
(3) Not sure	<u>22</u> 100%	<u>14</u> 100%	<u>20</u> 100%	<u>31</u> 100%	<u>22</u> 100%

14. Does the Specialized Learning Centers Program have the potential of providing a valuable educational experience for white (Anglo) students?

	<u>Teacher</u>	<u>Counselor</u>	<u>Administrator</u>	<u>Other</u>	<u>Total</u>
(1) Yes	58%	59%	70%	48%	58%
(2) No	20	26	11	21	20
(3) Not sure	<u>22</u> 100%	<u>15</u> 100%	<u>19</u> 100%	<u>31</u> 100%	<u>22</u> 100%

15. At this time, do you favor or oppose paired school two-way mandatory busing of elementary school children, with travel each way of about 30 minutes, and with a racial or ethnic mix in the participating schools of about half white (Anglo) and about half minority (Mexican-American and black)?

	<u>Teacher</u>	<u>Counselor</u>	<u>Administrator</u>	<u>Other</u>	<u>Total</u>
(1) Favor	11%	16%	26%	13%	13%
(2) Oppose	78	69	58	73	75
(3) Not sure	<u>11</u> 100%	<u>15</u> 100%	<u>16</u> 100%	<u>14</u> 100%	<u>12</u> 100%



# Certificated Personnel Survey

IF "FAVOR IN Q. 15, ANSWER Q. 16

16. Would you still be in favor of this proposal if the travel time each way was 30-45 minutes?

	<u>Teacher</u>	<u>Counselor</u>	<u>Administrator</u>	<u>Other</u>	<u>Total</u>
(1) Yes	22%	30%	29%	19%	24%
(2) No	64	58	51	66	62
(3) Not sure	14	12	20	15	14
	<u>100%</u>	<u>100%</u>	<u>100%</u>	<u>100%</u>	<u>100%</u>

17. In your opinion, what is the maximum time (one way) that an elementary school child should ride a bus from one school to another?

	<u>Teacher</u>	<u>Counselor</u>	<u>Administrator</u>	<u>Other</u>	<u>Total</u>
(1) 0-9 minutes	34%	18%	11%	25%	31%
(2) 10-20 minutes	45	49	32	47	44
(3) 21-30 minutes	17	23	42	20	20
(4) 31-45 minutes	3	10	14	6	4
(5) 46-60 minutes	1	0	1	2	1
	<u>100%</u>	<u>100%</u>	<u>100%</u>	<u>100%</u>	<u>100%</u>

ELEMENTARY SCHOOL PERSONNEL, SKIP TO Q. 22

IF YOU WORK IN OR WITH A JUNIOR OR SENIOR HIGH SCHOOL, ANSWER QUESTIONS 18-21.



18. At this time, do you favor or oppose paired school two-way compulsory busing of junior high and high school students, with travel each way of about thirty minutes, and with a racial or ethnic mix in the participating schools of about half white (Anglo) and about half minority (Mexican-American and black)?

	<u>Teacher</u>	<u>Counselor</u>	<u>Administrator</u>	<u>Other</u>	<u>Total</u>
(1) Favor	13%	16%	27%	13%	14%
(2) Oppose	79	75	64	75	78
(3) Not sure	8	9	9	12	8
	<u>100%</u>	<u>100%</u>	<u>100%</u>	<u>100%</u>	<u>100%</u>

IF "FAVOR" IN Q. 18, ANSWER Q. 19

19. Would you still be in favor of this proposal if the travel time each way was 30-45 minutes?

	<u>Teacher</u>	<u>Counselor</u>	<u>Administrator</u>	<u>Other</u>	<u>Total</u>
(1) Yes	19%	24%	44%	24%	22%
(2) No	70	62	48	64	67
(3) Not sure	11	14	8	12	11
	<u>100%</u>	<u>100%</u>	<u>100%</u>	<u>100%</u>	<u>100%</u>

20. In your opinion, what is the maximum time (one way) that a junior high school child should ride a bus from one school to another?

	<u>Teacher</u>	<u>Counselor</u>	<u>Administrator</u>	<u>Other</u>	<u>Total</u>
(1) 0-9 minutes	25%	18%	3%	14%	21%
(2) 10-20 minutes	45	43	26	47	44
(3) 21-30 minutes	24	29	53	27	26
(4) 31-45 minutes	6	10	18	11	8
(5) 46-60 minutes	0	0	0	1	1
	<u>100%</u>	<u>100%</u>	<u>100%</u>	<u>100%</u>	<u>100%</u>



# Certificated Personnel Survey

21. In your opinion, what is the maximum time (one way) that a high school student should ride a bus from one school to another?

	<u>Teacher</u>	<u>Counselor</u>	<u>Administrator</u>	<u>Other</u>	<u>Total</u>
(1) 0-9 minutes	20%	16%	2%	13%	18%
(2) 10-20 minutes	37	30	16	30	34
(3) 21-30 minutes	33	40	55	42	35
(4) 31-45 minutes	8	11	24	15	10
(5) 46-60 minutes	<u>2</u>	<u>3</u>	<u>3</u>	<u>0</u>	<u>3</u>
	100%	100%	100%	100%	100%

TO BE ANSWERED BY EVERYONE

22. In your opinion, should the human relations program for teachers, counselors and administrators be made mandatory, with all staff groups participating in program development?

	<u>Teacher</u>	<u>Counselor</u>	<u>Administrator</u>	<u>Other</u>	<u>Total</u>
(1) Yes	36%	55%	66%	56%	40%
(2) No	51	41	23	32	47
(3) Not sure	<u>13</u>	<u>4</u>	<u>11</u>	<u>12</u>	<u>13</u>
	100%	100%	100%	100%	100%

23. If a magnet school program is started in the San Diego City Schools, do you think that you might volunteer for it?

	<u>Teacher</u>	<u>Counselor</u>	<u>Administrator</u>	<u>Other</u>	<u>Total</u>
(1) Yes	20%	38%	44%	27%	23%
(2) No	50	31	25	42	47
(3) Uncertain	<u>30</u>	<u>31</u>	<u>31</u>	<u>31</u>	<u>30</u>
	100%	100%	100%	100%	100%



24. In your opinion, as racial integration of students increases in the San Diego City Schools in the next year or two, will discipline problems:

	<u>Teacher</u>	<u>Counselor</u>	<u>Administrator</u>	<u>Other</u>	<u>Total</u>
(1) Increase	68%	62%	53%	54%	65%
(2) Decrease	2	3	3	2	2
(3) Remain at about the present level	18	24	30	30	19
(4) Not sure	<u>12</u> 100%	<u>11</u> 100%	<u>14</u> 100%	<u>14</u> 100%	<u>14</u> 100%

25. In your opinion, as racial integration of students increases in the San Diego City Schools in the next year or two, will racial tensions:

	<u>Teacher</u>	<u>Counselor</u>	<u>Administrator</u>	<u>Other</u>	<u>Total</u>
(1) Increase	62%	58%	49%	57%	60%
(2) Decrease	5	7	10	5	6
(3) Remain at about the present level	16	20	22	21	17
(4) Not sure	<u>17</u> 100%	<u>15</u> 100%	<u>19</u> 100%	<u>17</u> 100%	<u>17</u> 100%

26. Have you ever taught in a school in which 20% or more of the students were members of minority groups (e.g., black or Mexican-American)?

	<u>Teacher</u>	<u>Counselor</u>	<u>Administrator</u>	<u>Other</u>	<u>Total</u>
(1) Yes	81%	87%	90%	84%	81%
(2) No	<u>19</u> 100%	<u>13</u> 100%	<u>10</u> 100%	<u>16</u> 100%	<u>19</u> 100%



# Certificated Personnel Survey

27. Do you now have children enrolled in the San Diego City Schools?

	<u>Teacher</u>	<u>Counselor</u>	<u>Administrator</u>	<u>Other</u>	<u>Total</u>
(1) Yes	25%	25%	30%	24%	25%
(2) No	$\frac{75}{100\%}$	$\frac{75}{100\%}$	$\frac{70}{100\%}$	$\frac{76}{100\%}$	$\frac{75}{100\%}$

28. In which type of school do you work?

	<u>Teacher</u>	<u>Counselor</u>	<u>Administrator</u>	<u>Other</u>	<u>Total</u>
(1) Elementary	53%	18%	38%	42%	50%
(2) Junior high	22	34	16	18	22
(3) Senior high	20	38	13	12	19
(4) Education Center	0	3	22	9	2
(5) Other	$\frac{5}{100\%}$	$\frac{7}{100\%}$	$\frac{11}{100\%}$	$\frac{19}{100\%}$	$\frac{7}{100\%}$

29. In which one of the following categories do you work?

	<u>Teacher</u>	<u>Counselor</u>	<u>Administrator</u>	<u>Other</u>	<u>Total</u>
(1) Teacher	100%	0%	0%	0%	83%
(2) Counselor	0	100%	0	0	6
(3) Administrator	0	0	100%	0	7
(4) Other	$\frac{0}{100\%}$	$\frac{0}{100\%}$	$\frac{0}{100\%}$	$\frac{100\%}{100\%}$	$\frac{4}{100\%}$



Certificated Personnel Survey

30. How long have you been employed by the San Diego City Schools?

	<u>Teacher</u>	<u>Counselor</u>	<u>Administrator</u>	<u>Other</u>	<u>Total</u>
(1) Less than 1 year	3%	3%	1%	6%	3%
(2) 1-3 years	11	4	2	11	10
(3) 4-6 years	12	4	5	15	12
(4) 7-10 years	25	9	10	14	22
(5) more than 10 years	49	80	82	54	53
	<u>100%</u>	<u>100%</u>	<u>100%</u>	<u>100%</u>	<u>100%</u>

31. Sex:

	<u>Teacher</u>	<u>Counselor</u>	<u>Administrator</u>	<u>Other</u>	<u>Total</u>
(1) Male	36%	54%	63%	16%	36%
(2) Female	64	46	37	84	64
	<u>100%</u>	<u>100%</u>	<u>100%</u>	<u>100%</u>	<u>100%</u>

- END -

OJK:ba  
May 18. 1977



36. How long have you been employed by the San Diego City Schools?

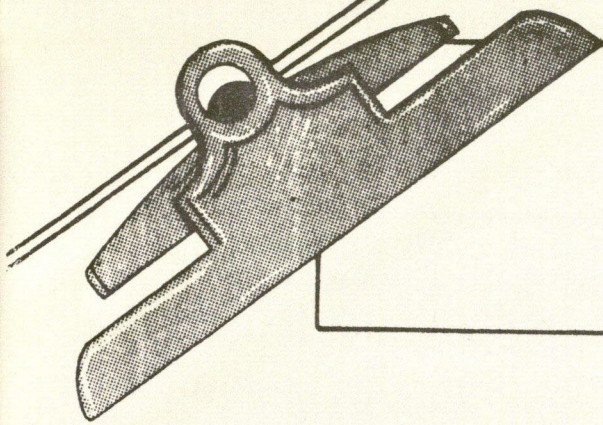
Teacher	Administrator	Other	Total
(1) Less than 1 year	12	8	20
(2) 1-3 years	1	1	2
(3) 4-6 years	2	1	3
(4) 7-10 years	10	1	11
(5) More than 10 years	49	5	54
	100	100	100

Teacher	Administrator	Other	Total
(1) Male	36	8	44
(2) Female	14	1	15
	100	100	100

37. How many of the following are you familiar with?

(1) ...	...
(2) ...	...
(3) ...	...
(4) ...	...





# THE SAN DIEGO POLI

## PRELIMINARY REPORT


### SCHOOL INTEGRATION CLASSIFIED PERSONNEL SURVEY

San Diego Unified School District

May, 1977



THE  
SAN DIEGO  
POLI





## THE SAN DIEGO POLL

### I. DESCRIPTION OF FIELD WORK

The Classified Personnel Questionnaire was sent out on May 10, 1977 to all classified personnel in the San Diego City Schools with the requirement that all questionnaires were to be returned no later than May 16, 1977. The statistics presented in the following pages are based on 1,874 completed questionnaires. There are 3,660 classified personnel in the San Diego City Schools.

A special effort was made to protect the anonymity of respondents. The last page of the questionnaire, which could be torn off, gave the respondent an opportunity to supply suggestions for dealing with the problems of school integration. On request, the respondent was given postage to mail the "free answer" page to The San Diego Poll's post office box.



II. SURVEY RESULTS  
CLASSIFIED PERSONNEL SURVEY

1. How do you feel about the speed with which the San Diego City Schools have been moving toward racial integration? Have they been moving too fast, not fast enough, or at about just the right speed?

	<u>Elementary</u>	<u>Secondary</u>	<u>Maintenance Department</u>	<u>Education Center</u>	<u>Other</u>	<u>Total</u>
(1) Too fast	18%	26%	36%	17%	18%	22%
(2) Not fast enough	17	13	6	20	22	16
(3) Just about the right speed	42	40	44	42	38	41
(4) Not sure - no opinion	<u>23</u> 100%	<u>21</u> 100%	<u>14</u> 100%	<u>21</u> 100%	<u>22</u> 100%	<u>21</u> 100%

2. In general, do you favor or oppose children attending a school where about two-thirds of the students are white (Anglo), and about one-third are mostly black and Mexican-American?

	<u>Elementary</u>	<u>Secondary</u>	<u>Maintenance Department</u>	<u>Education Center</u>	<u>Other</u>	<u>Total</u>
(1) Favor	60%	52%	42%	64%	62%	57%
(2) Oppose	23	26	29	14	21	23
(3) Not sure - no opinion	<u>17</u> 100%	<u>22</u> 100%	<u>29</u> 100%	<u>22</u> 100%	<u>17</u> 100%	<u>20</u> 100%

3. Do you favor or oppose children of various races from different parts of the city going together on field trips to places such as the Zoo and Sea World?

	<u>Elementary</u>	<u>Secondary</u>	<u>Maintenance Department</u>	<u>Education Center</u>	<u>Other</u>	<u>Total</u>
(1) Favor	83%	81%	62%	87%	86%	82%
(2) Oppose	10	10	23	7	9	10
(3) Not sure - no opinion	<u>7</u> 100%	<u>9</u> 100%	<u>15</u> 100%	<u>6</u> 100%	<u>5</u> 100%	<u>8</u> 100%



4. The Voluntary Ethnic Enrollment Program is an existing racial integration program. It permits students to transfer to racially integrated schools, if this leads to more racial balance in the schools involved. Transportation is provided by the schools. Do you favor or oppose the Voluntary Ethnic Enrollment Program?

	<u>Elementary</u>	<u>Secondary</u>	<u>Maintenance Department</u>	<u>Education Center</u>	<u>Other</u>	<u>Total</u>
(1) Favor	73%	64%	50%	78%	72%	70%
(2) Oppose	18	28	43	18	22	23
(3) Not sure - no opinion	9	8	7	4	6	7
	<u>100%</u>	<u>100%</u>	<u>100%</u>	<u>100%</u>	<u>100%</u>	<u>100%</u>

5. One way of achieving racial balance in the San Diego City Schools is to require the busing of children of all races. In general, do you favor or oppose the mandatory busing of school children to achieve racial balance?

	<u>Elementary</u>	<u>Secondary</u>	<u>Maintenance Department</u>	<u>Education Center</u>	<u>Other</u>	<u>Total</u>
(1) Favor	13%	8%	5%	7%	13%	10%
(2) Oppose	80	88	90	88	85	84
(3) Not sure - no opinion	7	4	5	5	2	6
	<u>100%</u>	<u>100%</u>	<u>100%</u>	<u>100%</u>	<u>100%</u>	<u>100%</u>

6. If a student was required to be bused only one semester out of twelve school years, and if the maximum time of the bus ride was 30 minutes each way, would you go along with this?

	<u>Elementary</u>	<u>Secondary</u>	<u>Maintenance Department</u>	<u>Education Center</u>	<u>Other</u>	<u>Total</u>
(1) Yes	30%	23%	18%	34%	29%	28%
(2) No	56	67	75	54	64	61
(3) Not sure - no opinion	14	10	7	12	7	11
	<u>100%</u>	<u>100%</u>	<u>100%</u>	<u>100%</u>	<u>100%</u>	<u>100%</u>



# Classified Personnel Survey

Below is a list of statements some people have made about school integration in San Diego. For each, indicate whether you: (1) agree; or (2) disagree.

7. Integration will provide a better education for most black and Mexican-American students. Do you agree or disagree?

	<u>Elementary</u>	<u>Secondary</u>	<u>Maintenance Department</u>	<u>Education Center</u>	<u>Other</u>	<u>Total</u>
(1) Agree	29%	20%	18%	26%	28%	25%
(2) Disagree	58	69	72	59	56	62
(3) Not sure - no opinion	<u>13</u> 100%	<u>11</u> 100%	<u>10</u> 100%	<u>15</u> 100%	<u>16</u> 100%	<u>13</u> 100%

8. Integration will provide a better education for most white (Anglo) students. Do you agree or disagree?

	<u>Elementary</u>	<u>Secondary</u>	<u>Maintenance Department</u>	<u>Education Center</u>	<u>Other</u>	<u>Total</u>
(1) Agree	21%	14%	7%	24%	21%	18%
(2) Disagree	63	77	89	65	66	70
(3) Not sure - no opinion	<u>16</u> 100%	<u>9</u> 100%	<u>4</u> 100%	<u>11</u> 100%	<u>13</u> 100%	<u>12</u> 100%

9. Integration will risk the safety of students. Do you agree or disagree?

	<u>Elementary</u>	<u>Secondary</u>	<u>Maintenance Department</u>	<u>Education Center</u>	<u>Other</u>	<u>Total</u>
(1) Agree	47%	58%	73%	50%	46%	53%
(2) Disagree	34	28	14	31	41	31
(3) Not sure - no opinion	<u>19</u> 100%	<u>14</u> 100%	<u>13</u> 100%	<u>19</u> 100%	<u>13</u> 100%	<u>16</u> 100%



10. Integration will lead to an increase in discipline problems in the schools. Do you agree or disagree?

	<u>Elementary</u>	<u>Secondary</u>	<u>Maintenance Department</u>	<u>Education Center</u>	<u>Other</u>	<u>Total</u>
(1) Agree	62%	73%	82%	63%	61%	67%
(2) Disagree	25	16	14	23	28	21
(3) Not sure - no opinion	<u>13</u> 100%	<u>11</u> 100%	<u>4</u> 100%	<u>14</u> 100%	<u>11</u> 100%	<u>12</u> 100%

11. Integration will improve personal relationships and cultural understanding among students. Do you agree or disagree?

	<u>Elementary</u>	<u>Secondary</u>	<u>Maintenance Department</u>	<u>Education Center</u>	<u>Other</u>	<u>Total</u>
(1) Agree	50%	38%	26%	51%	47%	45%
(2) Disagree	32	48	62	33	36	40
(3) Not sure - no opinion	<u>18</u> 100%	<u>14</u> 100%	<u>12</u> 100%	<u>16</u> 100%	<u>17</u> 100%	<u>15</u> 100%

12. How long have you been employed by the San Diego City Schools?

	<u>Elementary</u>	<u>Secondary</u>	<u>Maintenance Department</u>	<u>Education Center</u>	<u>Other</u>	<u>Total</u>
(1) Less than 1 year	13%	10%	6%	12%	15%	12%
(2) 1-3 years	29	18	16	20	29	23
(3) 4-6 years	22	18	17	23	19	21
(4) 7-10 years	15	21	9	16	13	17
(5) More than 10 years	<u>21</u> 100%	<u>33</u> 100%	<u>52</u> 100%	<u>29</u> 100%	<u>24</u> 100%	<u>27</u> 100%



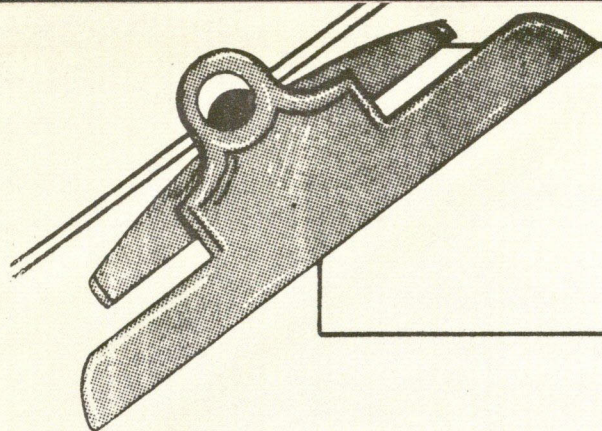
# Classified Personnel Survey

## 13. Sex:

	<u>Elementary</u>	<u>Secondary</u>	<u>Maintenance Department</u>	<u>Education Center</u>	<u>Other</u>	<u>Total</u>
(1) Male	22%	32%	89%	33%	45%	33%
(2) Female	<u>78</u> 100%	<u>68</u> 100%	<u>11</u> 100%	<u>67</u> 100%	<u>55</u> 100%	<u>67</u> 100%

- END -





# THE SAN DIEGO POLI

## PRELIMINARY REPORT

### SCHOOL INTEGRATION SECONDARY SCHOOL STUDENT SURVEY

San Diego Unified School District

May, 1977



THE  
SAN DIEGO  
POLICE





## THE SAN DIEGO POLL

### I. DESCRIPTION OF FIELD WORK

A total of 2,330 questionnaires were administered to students in junior and senior high schools on May 5, 1977. Of this total 870 were high school students, and 1,307 were junior high school students. A total of 213 questionnaires could not be used because students failed to specify whether junior or senior high school. The questionnaires were distributed by teachers in 33 secondary schools; 19 junior high schools, 2 junior-senior high schools, and 12 senior high schools.

At the junior high school level, all eighth graders enrolled in United States History classes meeting at the second period were given the questionnaire. At the senior high school level, all eleventh graders enrolled in American Government classes meeting at the second period were given the questionnaire.

Answers were recorded by students on answer sheets suitable for computer tabulation.

Students were informed on the answer sheet: "Do not put your name on the answer sheet. No one will know the answers you have chosen."

It appears that the answers to question 1, and possibly also the answers to question 2, may not be fully valid. Question 1, based on San Diego City Schools data, understates the percentage of students who have been in a school in which 20% or more of the students were white. It is believed that this error occurred mainly for two reasons: (1) students did not understand the question; and (2) students did not know the ethnic ratio in schools they attended.



II. SURVEY RESULTS  
SECONDARY SCHOOL STUDENT SURVEY

1. Have you ever been a student in a school in which about one out of five or more of the students were white (Anglo)?

	<u>Junior High</u>	<u>Senior High</u>
(1) Yes	63%	72%
(2) No	$\frac{37}{100\%}$	$\frac{28}{100\%}$

2. Have you ever been a student in a school in which about one out of five or more of the students were black or Mexican-American?

	<u>Junior High</u>	<u>Senior High</u>
(1) Yes	68%	65%
(2) No	$\frac{32}{100\%}$	$\frac{35}{100\%}$

3. In general, do you think it is a good idea or a poor idea for students to go to schools that have about the same mix of blacks, whites (Anglos), Mexican-Americans and students of other races as there are persons of different races in the city of San Diego?

	<u>Junior High</u>	<u>Senior High</u>
(1) Good idea	36%	43%
(2) Poor idea	29	29
(3) Not sure	$\frac{35}{100\%}$	$\frac{28}{100\%}$

A Magnet school is a school attended by students of various racial and ethnic backgrounds that offers in-depth studies or training in various fields. Below is a list of Magnet school programs which are being considered. For each program, indicate the extent of your interest in it.

4. A Performing Arts Center for music, drama, dance, T.V. Are you:

	<u>Junior High</u>	<u>Senior High</u>
(1) Very interested	23%	23%
(2) Somewhat interested	38	36
(3) Not interested	28	34
(4) Not sure	$\frac{11}{100\%}$	$\frac{7}{100\%}$



5. A Law and Public Administration Center for programs in law, criminal justice, and public administration. Are you:

	<u>Junior High</u>	<u>Senior High</u>
(1) Very interested	15%	23%
(2) Somewhat interested	34	40
(3) Not interested	37	30
(4) Not sure	14	7
	<u>100%</u>	<u>100%</u>

6. A Science and Math Center for programs in science, mathematics, and computer technology. Are you:

	<u>Junior High</u>	<u>Senior High</u>
(1) Very interested	23%	25%
(2) Somewhat interested	36	33
(3) Not interested	30	36
(4) Not sure	11	6
	<u>100%</u>	<u>100%</u>

7. A Health Occupations Center for programs in life science, hospital work, and related areas such as therapy and recreation. Are you:

	<u>Junior High</u>	<u>Senior High</u>
(1) Very interested	21%	29%
(2) Somewhat interested	34	35
(3) Not interested	34	29
(4) Not sure	11	7
	<u>100%</u>	<u>100%</u>



8. A Military Science Academy for preparation for military careers. Are you:

	<u>Junior High</u>	<u>Senior High</u>
(1) Very interested	13%	9%
(2) Somewhat interested	19	16
(3) Not interested	59	70
(4) Not sure	9	5
	<u>100%</u>	<u>100%</u>

9. A Public Service Occupations Center for preparation for fire and police work, social work, education, and other government services. Are you:

	<u>Junior High</u>	<u>Senior High</u>
(1) Very interested	20%	29%
(2) Somewhat interested	38	42
(3) Not interested	31	23
(4) Not sure	11	6
	<u>100%</u>	<u>100%</u>

10. A Business and Management Occupations Center for data processing, merchandising, real estate, insurance, and secretarial skills. Are you:

	<u>Junior High</u>	<u>Senior High</u>
(1) Very interested	16%	24%
(2) Somewhat interested	29	37
(3) Not interested	44	31
(4) Not sure	11	8
	<u>100%</u>	<u>100%</u>



11. A Fundamental school offering a highly structured, strict discipline approach focussing on the three R's. Are you:

	<u>Junior High</u>	<u>Senior High</u>
(1) Very interested	7%	9%
(2) Somewhat interested	18	22
(3) Not interested	55	55
(4) Not sure	20	14
	<hr/> 100%	<hr/> 100%

12. An Automotive Transportation Center for auto repair, marketing, dealership operation, and transportation-related occupations. Are you:

	<u>Junior High</u>	<u>Senior High</u>
(1) Very interested	20%	26%
(2) Somewhat interested	31	36
(3) Not interested	38	31
(4) Not sure	11	7
	<hr/> 100%	<hr/> 100%

13. A Language School in which students learn to speak several languages. Are you:

	<u>Junior High</u>	<u>Senior High</u>
(1) Very interested	28%	23%
(2) Somewhat interested	37	35
(3) Not interested	27	34
(4) Not sure	8	8
	<hr/> 100%	<hr/> 100%



14. Would you be willing to travel on a bus about 30 minutes each way for one semester to a good school in another part of the city in which about half of the students were Mexican-American and black, and about half of the students were white (Anglo)? Some or all of your classmates would go with you.

	<u>Junior High</u>	<u>Senior High</u>
(1) Willing	24%	20%
(2) Not willing	51	62
(3) Not sure	25	18
	<hr/> 100%	<hr/> 100%

IF "WILLING" IN Q. 14, ANSWER Q. 15; IF "NOT WILLING" OR "NOT SURE," GO TO Q. 16.

15. Would you still be willing if the travel on the bus was 30-45 minutes each way? (ANSWERED ONLY BY THOSE "WILLING" IN Q. 14).

	<u>Junior High</u>	<u>Senior High</u>
(1) Willing	31%	32%
(2) Not willing	47	52
(3) Not sure	22	16
	<hr/> 100%	<hr/> 100%

16. Are you now enrolled in the Voluntary Ethnic Enrollment Program?

	<u>Junior High</u>	<u>Senior High</u>
(1) Yes	12%	12%
(2) No	88	88
	<hr/> 100%	<hr/> 100%

IF "NO," ANSWER Q.'s 17 AND 18; IF "YES" GO TO Q. 19.



Secondary School Student Survey

17. Have you ever heard of the Voluntary Ethnic Enrollment Program?

	<u>Junior High</u>	<u>Senior High</u>
(1) Yes	34%	40%
(2) No	<u>66</u>	<u>60</u>
	100%	100%

18. The Voluntary Ethnic Enrollment Program enables students to transfer to integrated schools, within a defined pattern, with transportation provided by the schools. Do you think you might like to enroll in this program?

	<u>Junior High</u>	<u>Senior High</u>
(1) Yes	11%	12%
(2) No	56	66
(3) Not sure	<u>33</u>	<u>22</u>
	100%	100%

19. Suppose that you were required to spend one year out of twelve in schools in which students are of many racial or ethnic groups, such as white (Anglo), Mexican-American, black, and Oriental. The other eleven years could be spent in schools near your home if you wished. Suppose further that in most cases you would be accompanied to the schools outside of your area by some or all of your classmates, that you would have a wide choice among various school programs, and that the education you receive would be as good or better than you are now getting. If this were done, would you be willing to spend one year out of twelve in racially integrated schools?

	<u>Junior High</u>	<u>Senior High</u>
(1) Willing	29%	36%
(2) Not willing	37	42
(3) Not sure	<u>34</u>	<u>22</u>
	100%	100%

IF "WILLING" IN Q. 19, ANSWER Q. 20; IF "NOT WILLING" OR "NOT SURE," GO ON TO Q. 21.



# Secondary School Student Survey

20. Would you be willing to spend two years out of twelve in such racially integrated schools and programs? (ANSWERED ONLY BY THOSE "WILLING" IN Q. 19)

	<u>Junior High</u>	<u>Senior High</u>
(1) Yes	26%	31%
(2) No	45	44
(3) Not sure	29	25
	<u>100%</u>	<u>100%</u>

21. How do you think you are doing this year in your school work? Are you doing very well, about average, or not so well?

	<u>Junior High</u>	<u>Senior High</u>
(1) Very well	30%	38%
(2) About average	53	48
(3) Not so well	13	11
(4) Not sure	4	3
	<u>100%</u>	<u>100%</u>

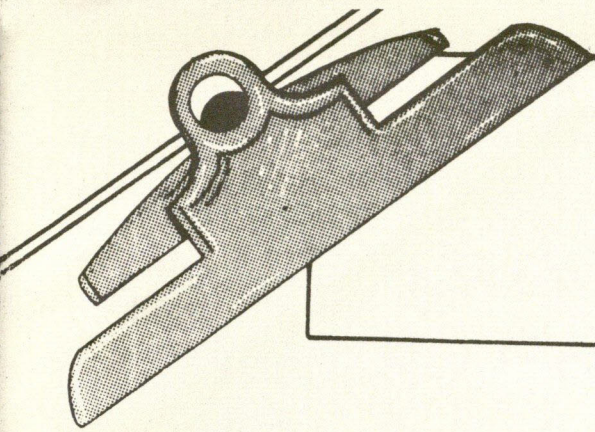
22. How long have you lived in San Diego County?

	<u>Junior High</u>	<u>Senior High</u>
(1) Less than 1 year	7%	7%
(2) 1-4 years	16	15
(3) 5 or more years	77	78
	<u>100%</u>	<u>100%</u>

23. What is your sex?

	<u>Junior High</u>	<u>Senior High</u>
(1) Male	50%	51%
(2) Female	50	49
	<u>100%</u>	<u>100%</u>





# THE SAN DIEGO POLI

PRELIMINARY REPORT

SCHOOL INTEGRATION ELEMENTARY SCHOOL STUDENT SURVEY

San Diego Unified School District

May, 1977



THE  
SAN DIEGO  
POLICE





## THE SAN DIEGO POLL

### I. DESCRIPTION OF FIELD WORK

A total of 3,134 questionnaires were administered to students in elementary schools on May 10, 1977. Of this total 336 questionnaires were distributed to schools with 80% or more minority students, 293 to schools with 50% to 79% minority students, 95 to schools with 51% to 76% majority, and 1,810 to schools with 77% or more majority students. The questionnaires were distributed by teachers in 123 elementary schools.

At the elementary level one 6th grade class from each of the 123 schools were given the questionnaires.

Answers were recorded by students on answer sheets. Students were told: "Do not put your name on the answer sheet. No one will know the answers you have chosen".



II. SURVEY RESULTS  
ELEMENTARY SCHOOL STUDENT SURVEY

1. Are you a boy or a girl?

	<u>School Ethnic Ratio</u>					<u>Total</u>
	<u>80% or more minority</u>	<u>50%-79% minority students</u>	<u>51%-55% majority students</u>	<u>56%-76% majority students</u>	<u>77% or more majority</u>	
(1) Boy	46%	54%	47%	48%	51%	50%
(2) Girl	<u>54</u> 100%	<u>46</u> 100%	<u>53</u> 100%	<u>52</u> 100%	<u>49</u> 100%	<u>50</u> 100%

2. How long have you lived in San Diego?

	<u>School Ethnic Ratio</u>					<u>Total</u>
	<u>80% or more minority</u>	<u>50%-79% minority students</u>	<u>51%-55% majority students</u>	<u>56%-76% majority students</u>	<u>77% or more majority</u>	
(1) Less than 1 year	8%	8%	17%	7%	7%	7%
(2) 1 or 2 or 3 years	17	16	19	18	15	17
(3) 4 years or more	<u>75</u> 100%	<u>76</u> 100%	<u>64</u> 100%	<u>75</u> 100%	<u>78</u> 100%	<u>76</u> 100%

3. How do you feel about your work in school? I am doing:

	<u>School Ethnic Ratio</u>					<u>Total</u>
	<u>80% or more minority</u>	<u>50%-79% minority students</u>	<u>51%-55% majority students</u>	<u>56%-76% majority students</u>	<u>77% or more majority</u>	
(1) Very good	36%	24%	22%	22%	24%	25%
(2) Good	37	40	51	52	57	52
(3) Not so good	10	21	5	10	7	9
(4) Not sure	<u>17</u> 100%	<u>15</u> 100%	<u>22</u> 100%	<u>16</u> 100%	<u>12</u> 100%	<u>14</u> 100%



4. Have you ever gone to a school where most of the children were white?

		<u>School Ethnic Ratio</u>					
		<u>80% or more minority</u>	<u>50%-79% minority students</u>	<u>51%-55% majority students</u>	<u>56%-76% majority students</u>	<u>77% or more majority</u>	<u>Total</u>
(1)	Yes	35%	47%	54%	82%	94%	79%
(2)	No	<u>65</u> 100%	<u>53</u> 100%	<u>46</u> 100%	<u>18</u> 100%	<u>6</u> 100%	<u>21</u> 100%

5. Have you ever gone to a school where most of the children were black or Mexican-American?

		<u>School Ethnic Ratio</u>					
		<u>80% or more minority</u>	<u>50%-79% minority students</u>	<u>51%-55% majority students</u>	<u>56%-76% majority students</u>	<u>77% or more majority</u>	<u>Total</u>
(1)	Yes	87%	67%	57%	29%	17%	33%
(2)	No	<u>13</u> 100%	<u>33</u> 100%	<u>43</u> 100%	<u>71</u> 100%	<u>83</u> 100%	<u>67</u> 100%

6. Do you feel it is a good idea for children to go to a school where there are white, black and Mexican-American children and children of other races?

		<u>School Ethnic Ratio</u>					
		<u>80% or more minority</u>	<u>50%-79% minority students</u>	<u>51%-55% majority students</u>	<u>56%-76% majority students</u>	<u>77% or more majority</u>	<u>Total</u>
(1)	Yes	66%	73%	62%	63%	41%	51%
(2)	No	12	10	11	16	29	22
(3)	Not sure	<u>22</u> 100%	<u>17</u> 100%	<u>27</u> 100%	<u>21</u> 100%	<u>30</u> 100%	<u>27</u> 100%



7. Would you like to go on a bus with your classmates to a school in another part of the city where there are white, black and Mexican-American children?

		<u>School Ethnic Ratio</u>					
		<u>80% or more minority</u>	<u>50%-79% minority students</u>	<u>51%-55% majority students</u>	<u>56%-76% majority students</u>	<u>77% or more majority</u>	<u>Total</u>
(1)	Yes	58%	51%	37%	31%	20%	29%
(2)	No	18	31	42	44	63	51
(3)	Not sure	<u>24</u> 100%	<u>18</u> 100%	<u>21</u> 100%	<u>25</u> 100%	<u>17</u> 100%	<u>20</u> 100%

8. Did you spend a week at school camp this year?

		<u>School Ethnic Ratio</u>					
		<u>80% or more minority</u>	<u>50%-79% minority students</u>	<u>51%-55% majority students</u>	<u>56%-76% majority students</u>	<u>77% or more majority</u>	<u>Total</u>
(1)	Yes	60%	67%	72%	80%	72%	71%
(2)	No	<u>40</u> 100%	<u>33</u> 100%	<u>28</u> 100%	<u>20</u> 100%	<u>28</u> 100%	<u>29</u> 100%

IF "YES" IN QUESTION 8, PLEASE ANSWER QUESTION 9.

IF YOU HAVE NOT BEEN TO SCHOOL CAMP THIS YEAR, PLEASE ANSWER QUESTION 10.

9. Did you enjoy your week at school camp?

		<u>School Ethnic Ratio</u>					
		<u>80% or more minority</u>	<u>50%-79% minority students</u>	<u>51%-55% majority students</u>	<u>56%-76% majority students</u>	<u>77% or more majority</u>	<u>Total</u>
(1)	Yes	76%	85%	90%	90%	82%	84%
(2)	No	18	10	7	5	11	10
(3)	Not sure	<u>6</u> 100%	<u>5</u> 100%	<u>3</u> 100%	<u>5</u> 100%	<u>7</u> 100%	<u>6</u> 100%



10. Would you like to spend one week at a school camp in the mountains with black, white and Mexican-American children?

		<u>School Ethnic Ratio</u>					<u>Total</u>
		<u>80% or more minority</u>	<u>50%-79% minority students</u>	<u>51%-55% majority students</u>	<u>56%-76% majority students</u>	<u>77% or more majority</u>	
(1)	Yes	74%	70%	63%	64%	44%	55%
(2)	No	13	19	23	15	31	24
(3)	Not sure	<u>13</u> 100%	<u>11</u> 100%	<u>14</u> 100%	<u>21</u> 100%	<u>25</u> 100%	<u>21</u> 100%

11. Did you spend a week visiting Balboa Park when you were in the fifth grade?

		<u>School Ethnic Ratio</u>					<u>Total</u>
		<u>80% or more minority</u>	<u>50%-79% minority students</u>	<u>51%-55% majority students</u>	<u>56%-76% majority students</u>	<u>77% or more majority</u>	
(1)	Yes	78%	62%	69%	46%	47%	52%
(2)	No	<u>22</u> 100%	<u>38</u> 100%	<u>31</u> 100%	<u>54</u> 100%	<u>53</u> 100%	<u>48</u> 100%

IF "YES" IN QUESTION 11, PLEASE ANSWER QUESTION 12.

IF YOU DID NOT GO TO BALBOA PARK LAST YEAR, PLEASE ANSWER QUESTION 13.

12. If you did go to Balboa Park in the fifth grade, did you enjoy learning about the zoo and museums?

		<u>School Ethnic Ratio</u>					<u>Total</u>
		<u>80% or more minority</u>	<u>50%-79% minority students</u>	<u>51%-55% majority students</u>	<u>56%-76% majority students</u>	<u>77% or more majority</u>	
(1)	Yes	84%	84%	94%	81%	75%	79%
(2)	No	9	7	6	16	16	14
(3)	Not sure	<u>7</u> 100%	<u>9</u> 100%	<u>0</u> 100%	<u>3</u> 100%	<u>9</u> 100%	<u>7</u> 100%



# Elementary School Student Survey

13. Would you like to visit for one week in Balboa Park with white, black and Mexican-American children to learn about the Zoo, museums, and other places in the park?

	<u>School Ethnic Ratio</u>					<u>Total</u>
	<u>80% or more minority</u>	<u>50%-79% minority students</u>	<u>51%-55% majority students</u>	<u>56%-76% majority students</u>	<u>77% or more majority</u>	
(1) Yes	77%	67%	78%	68%	50%	58%
(2) No	13	19	11	15	27	22
(3) Not sure	<u>10</u> 100%	<u>14</u> 100%	<u>11</u> 100%	<u>17</u> 100%	<u>23</u> 100%	<u>20</u> 100%


14. Would you like to visit Old Town Park for a week with white, black and Mexican-American children to learn about San Diego's history and to see many of the old places?

	<u>School Ethnic Ratio</u>					<u>Total</u>
	<u>80% or more minority</u>	<u>50%-79% minority students</u>	<u>51%-55% majority students</u>	<u>56%-76% majority students</u>	<u>77% or more majority</u>	
(1) Yes	84%	80%	80%	72%	54%	63%
(2) No	7	8	12	14	25	20
(3) Not sure	<u>9</u> 100%	<u>12</u> 100%	<u>8</u> 100%	<u>14</u> 100%	<u>21</u> 100%	<u>17</u> 100%


15. Would you like to spend 1 day each week away from your school at a learning center with white, black and Mexican-American children where you will learn more about art, music, science and physical education?

	<u>School Ethnic Ratio</u>					<u>Total</u>
	<u>80% or more minority</u>	<u>50%-79% minority students</u>	<u>51%-55% majority students</u>	<u>56%-76% majority students</u>	<u>77% or more majority</u>	
(1) Yes	74%	68%	69%	60%	42%	52%
(2) No	10	17	12	19	33	26
(3) Not sure	<u>16</u> 100%	<u>15</u> 100%	<u>19</u> 100%	<u>21</u> 100%	<u>25</u> 100%	<u>22</u> 100%









For further information contact:

Public Information Office  
San Diego City Schools

293-8414

4100 Normal Street San Diego, California 92103