[MS-0234,009,008-001]

EVALUATION

RACE/HUMAN RELATIONS PROGRAM

SAN DIEGO CITY SCHOOLS

(October, 1980)

VOLUME II: SAMPLE DESIGN
QUESTIONNAIRES

Prepared for

San Diego Integration Task Force

Prepared by

ROBERT V. GUTHRIE, Ph.D.
237 West Laurel Street
San Diego, California 92101

SAMPLE DESIGN

SCHOOL STATISTICS

Representativeness of returned questionnaires (19.6%) approximated Gaussian curve distributions for:

- racial distributions
- age

Return rate for all racial categories fluctuated among various secondary schools due to racial enrollment differentials.

Total sample returns from all Junior High Schools met minimal levels (10%). Sample returns for all but one (Lincoln High School, .058%) met minimal levels (10%).

Slightly more Junior High School students responded than Senior High School students (56.7% vs. 43.3%).

Boy-Girl distributions (46% vs. 54%) were nearly equal.

SAMPLE
RACIAL DISTRIBUTIONS

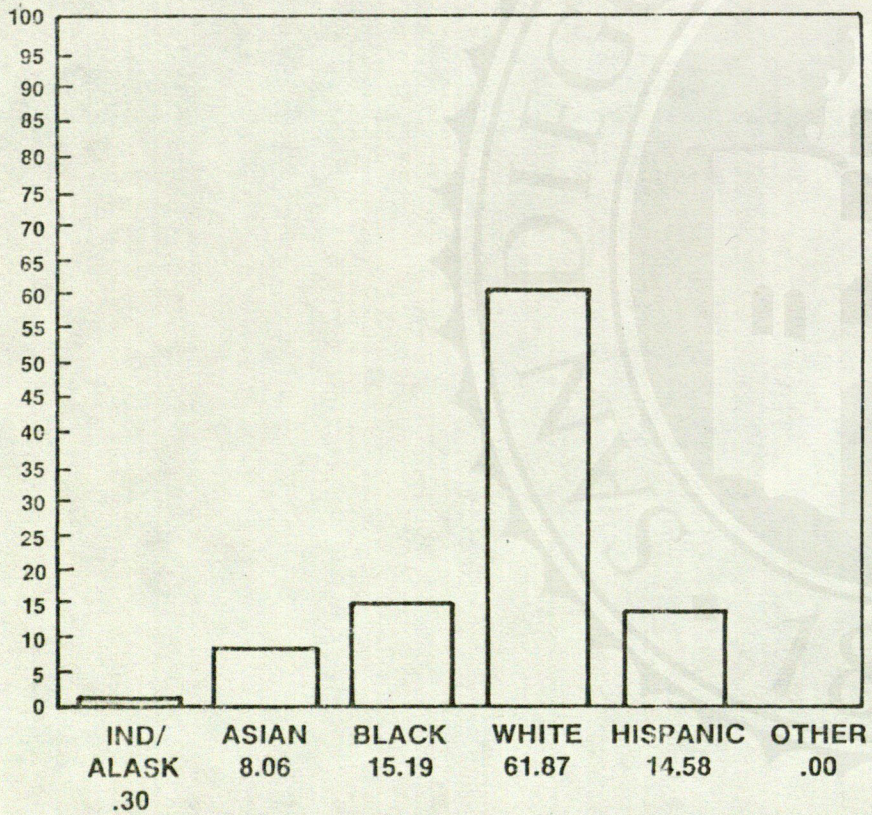

N = 9,750

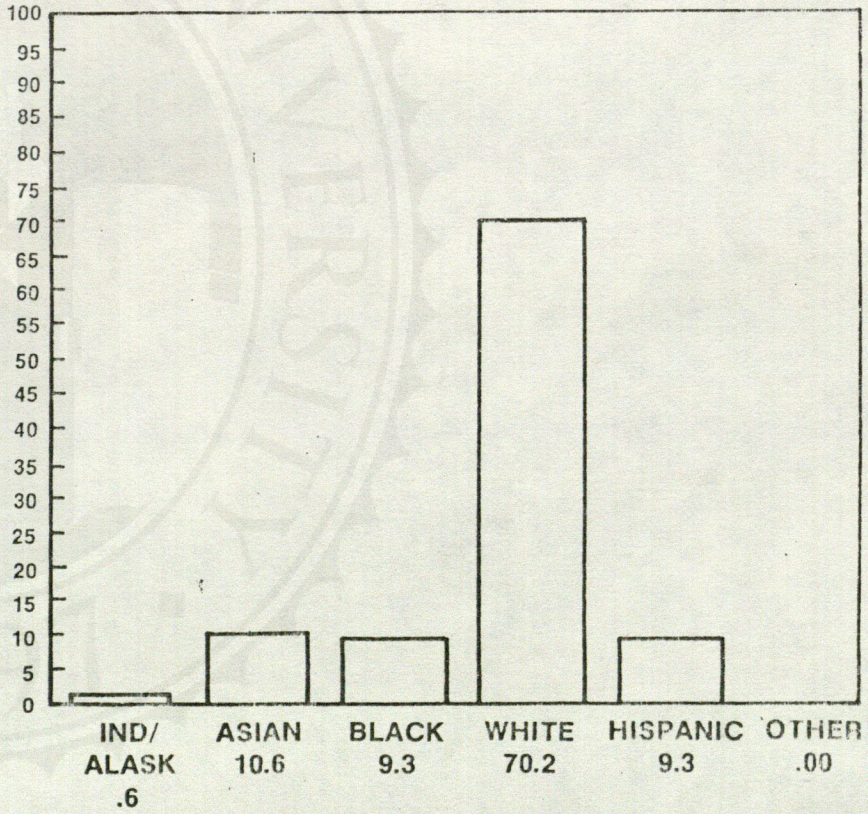

N = 1915

RETURN RATE = 19.6

SAMPLE
SEX, VEEP, AGE, GRADE LEVEL, DISTRIBUTIONS

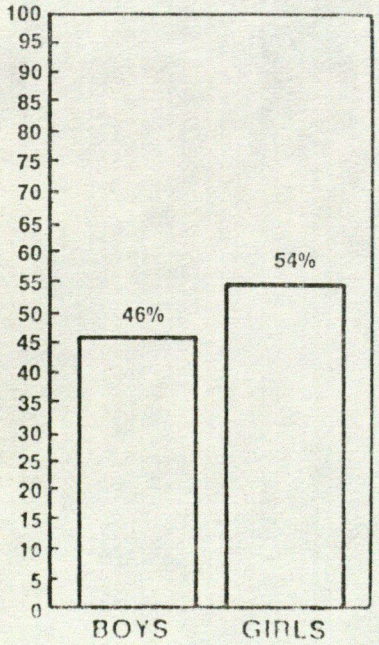

SEX

N = 1915



VEEP

N = 1915

AGE

N = 1915

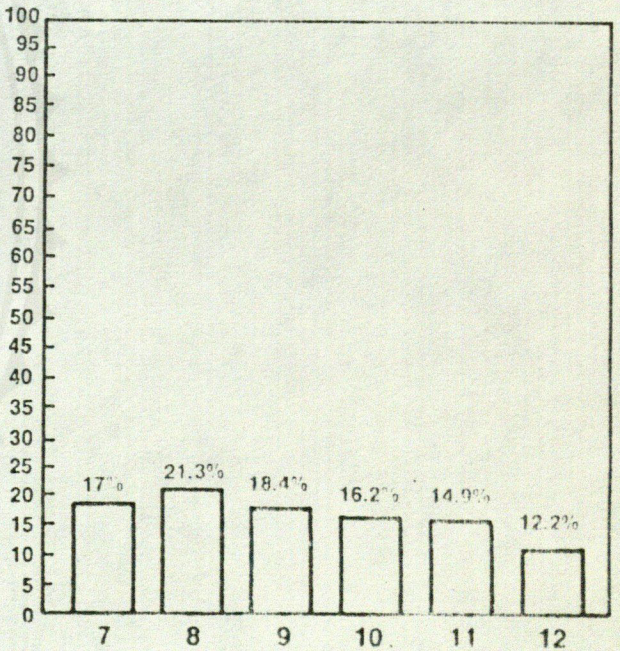

GRADE LEVEL

N = 1915

SAMPLE
RETURNS X SCHOOLS
JR. HIGH

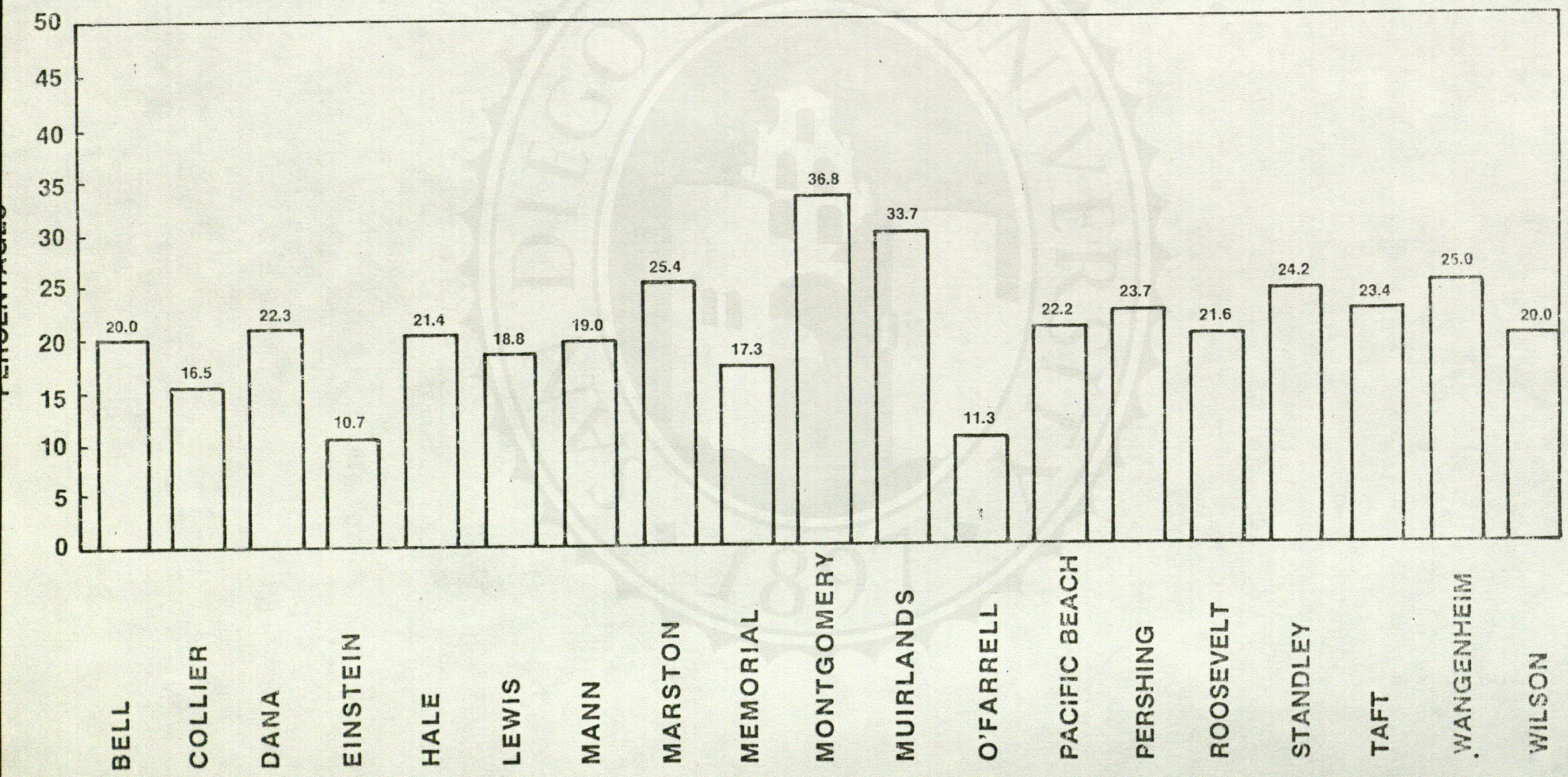

SAMPLE
RETURNS X SCHOOLS
SENIOR HIGH

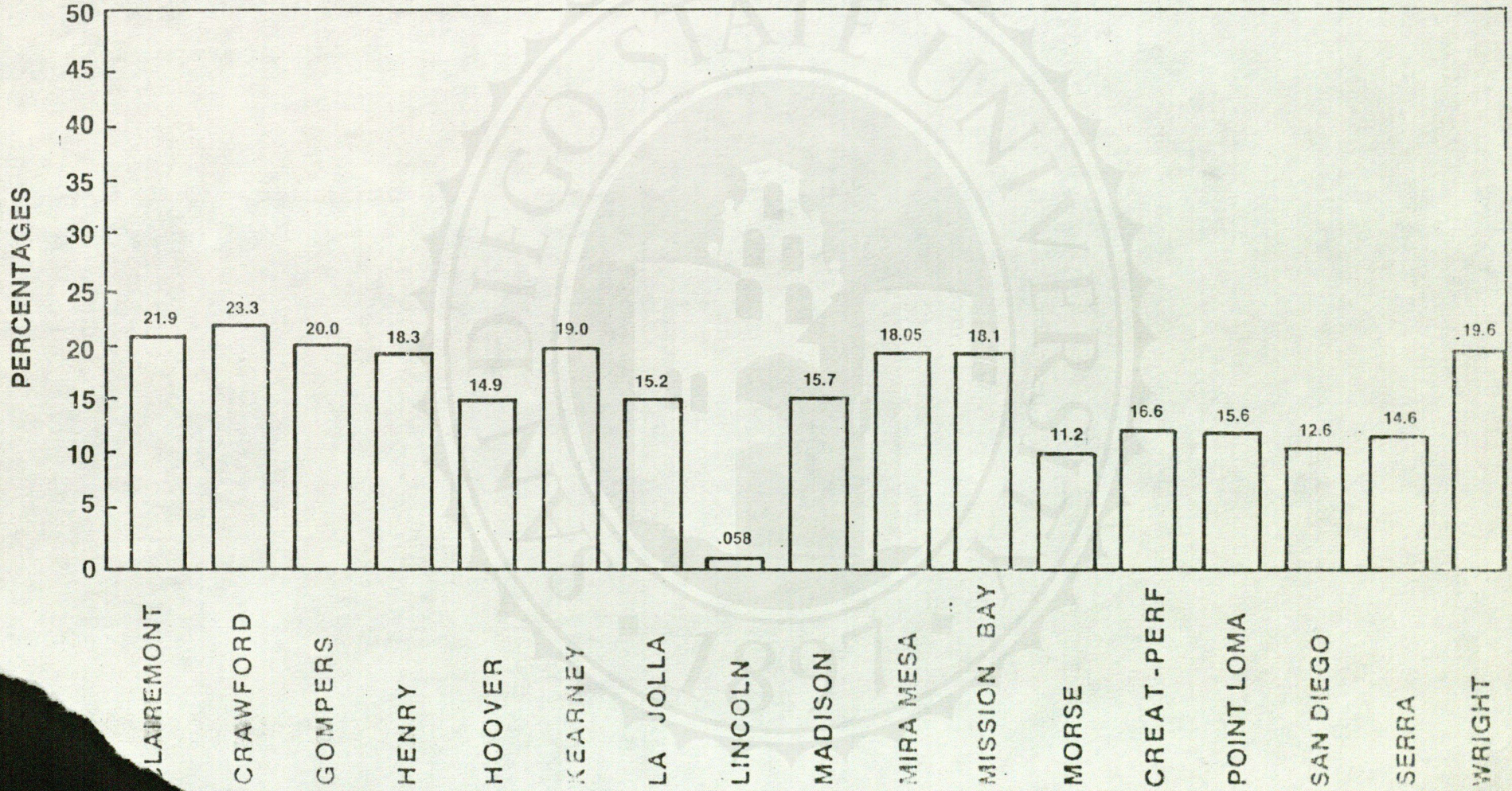

JR. HIGH LEVEL

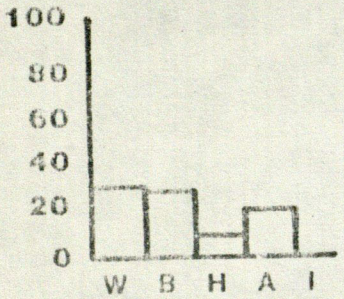

BELL

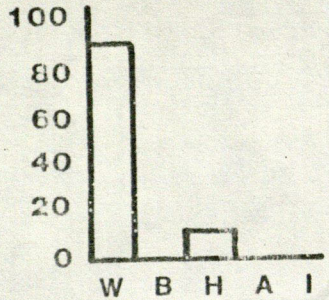

COLLIER

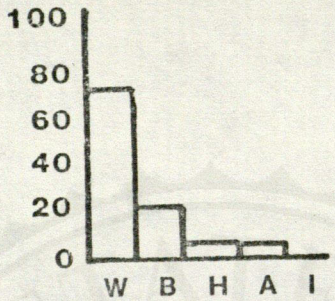

DANA

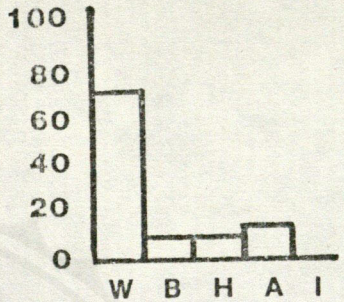

EINSTEIN

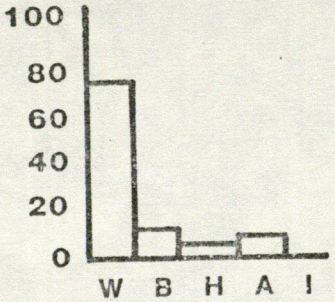

HALE

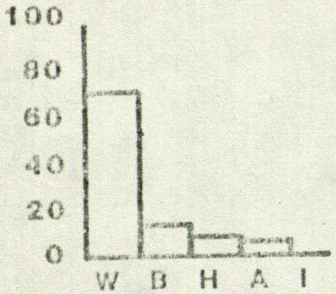

LEWIS

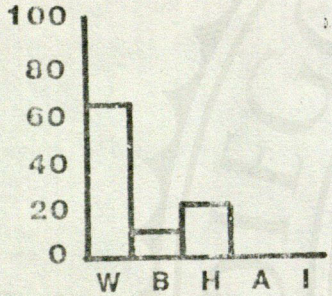

MANN

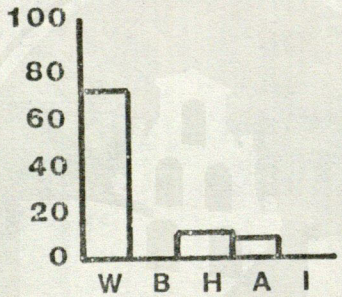

MARSTON

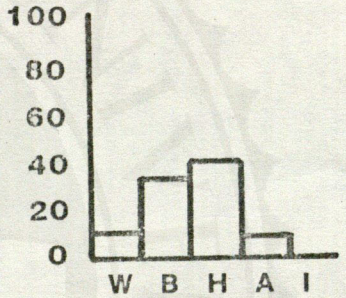

MEMORIAL

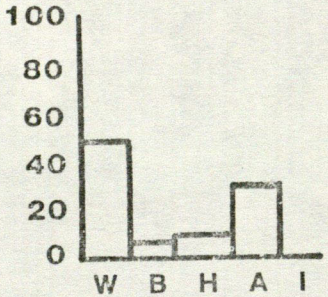

MONTGOMERY

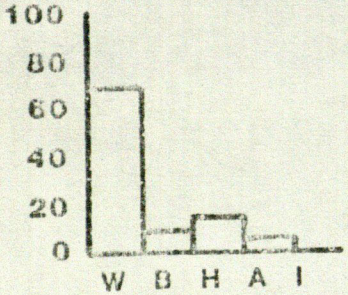

MUIRLANDS

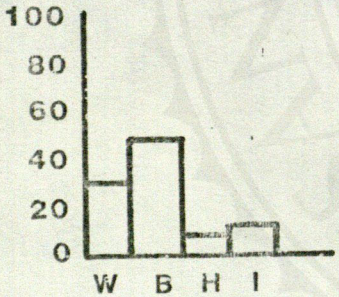

O'FARRELL

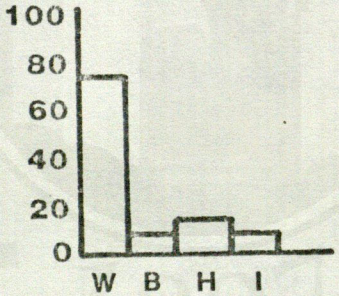

PAC BEACH

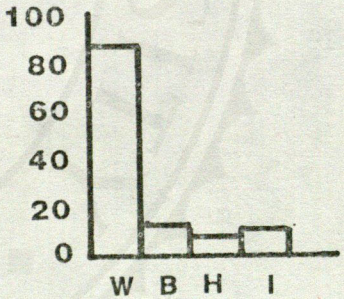

PERSHING

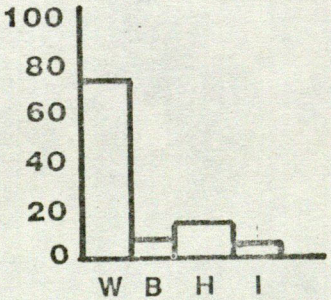

ROOSEVELT

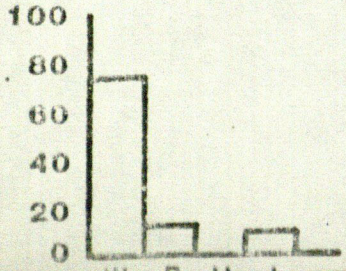

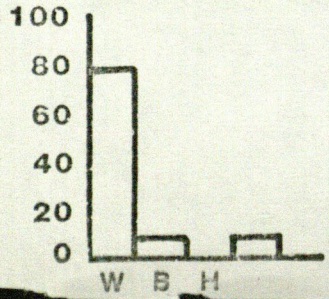

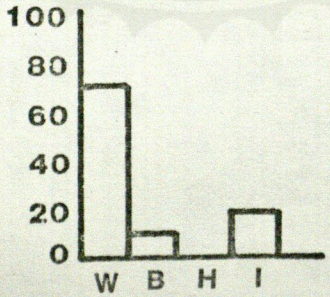

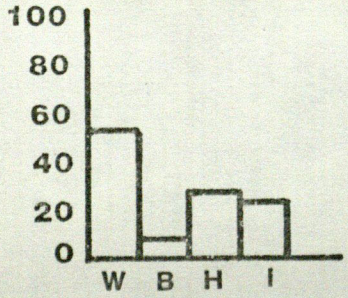

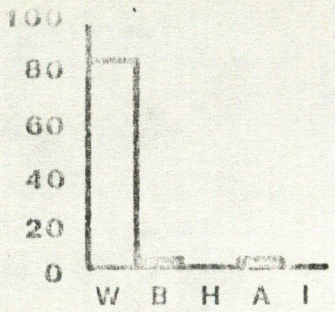

CLAIREMONT

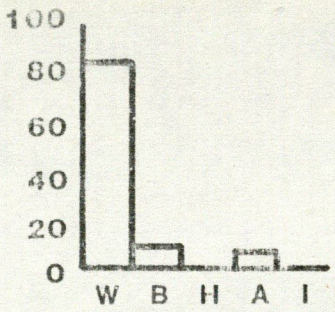

CRAWFORD

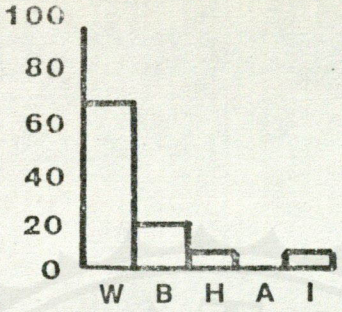

GOMPERS

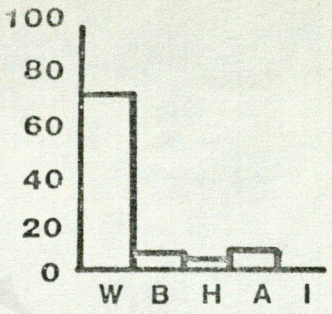

HENRY

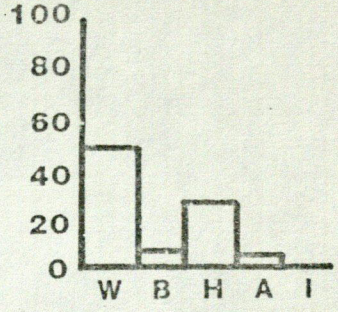

HOOVER

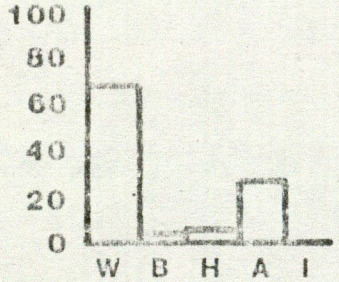

KEARNEY

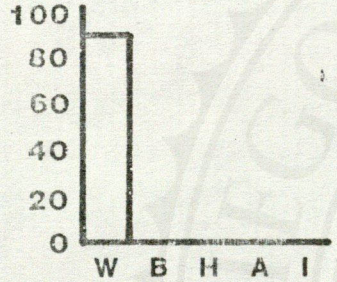

LA JOLLA

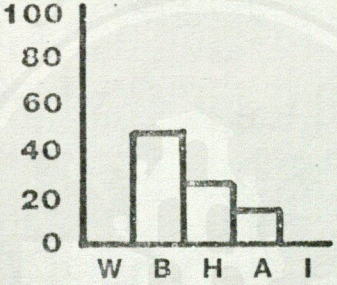

LINCOLN

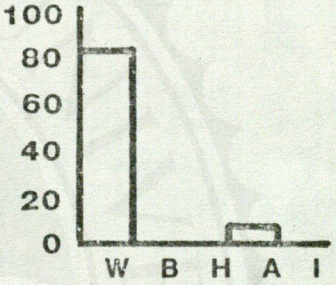

MADISON

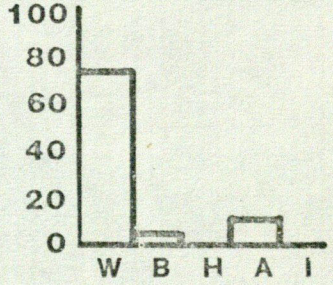

MIRA MESA

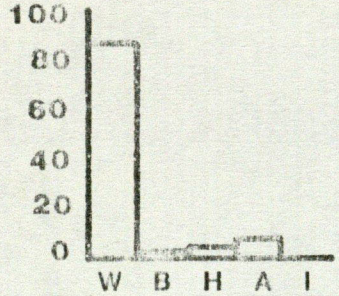

MISSION BAY

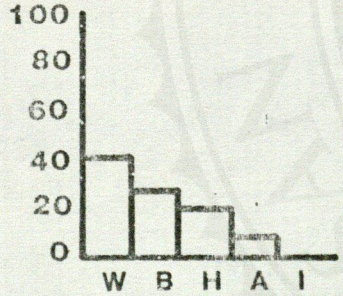

MORSE

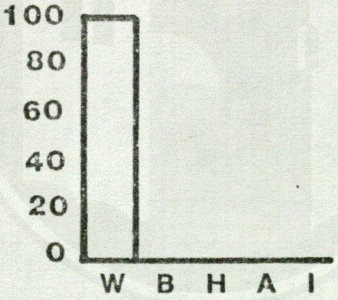

CREAT PERF

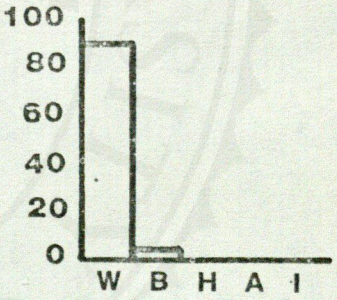

POINT LOMA

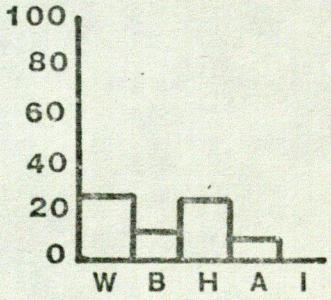

SAN DIEGO

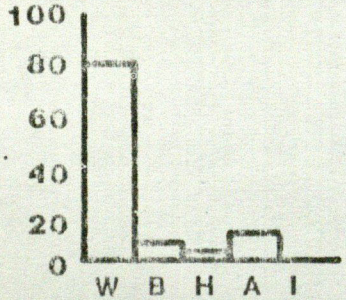

SERRA

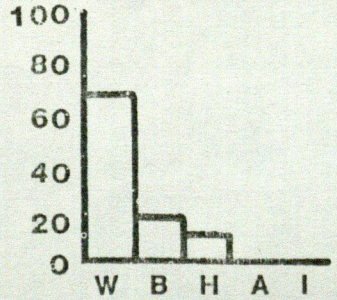

WRIGHT

INSTRUMENTS

PARENT & STUDENT (ENGLISH & SPANISH)

Two questionnaires were prepared: one designed for parents and one designed for students. Each questionnaire was prepared in both English and Spanish languages to facilitate understanding for Hispanic populations.

INSTRUMENTS

PARENT (ENGLISH)

STUDENT (ENGLISH)

PARENT (SPANISH)

STUDENT (SPANISH)

COURT-APPOINTED INTEGRATION TASK FORCE
Room 5005 County Courthouse
220 West Broadway
San Diego, CA 92101

May 1980

Dear Parents and Students:

On June 12, 1978, Judge Louis M. Welsh appointed an integration task force for the purpose of observing and evaluating the progress of the San Diego Unified School District's voluntary integration plan.

We need your help. The Integration Task Force is attempting to determine the effectiveness of the Race/Human Relations Program in all secondary schools. In order to do that, we would appreciate it if you and your student would complete the enclosed questionnaires. In addition, we hope that each school will use the information as it develops the Race/Human Relations Program. Your responses will directly benefit your school.

Enclosed are a parent questionnaire and a student questionnaire. Your responses are voluntary and anonymous and will be used for statistical purposes only. If you are willing to participate, please complete the enclosed questionnaires and return them in the envelope that has been provided. It would be appreciated if you would respond as soon as possible.

Thank you for your assistance.

Sincerely

THE INTEGRATION TASK FORCE

Chief William B. Kolender, Chairman
Harold Brown, Vice-Chairman
James Anderson
Fred Castro, Esq.
Irma Castro
Morris Casuto
Phil Del Campo, Ph.D.
Lee Grissom
Ann Hunsaker
Honorable Napoleon Jones
Honorable Judith Keep
Judy McDonald
Rev. George D. McKinney, Jr.
Ralph R. Ocampo, M.D.
Clarence Pendleton
Hartwell Ragsdale
William B. Rohan
Vernon Sukumu
Beverly Yip

Enclosures (1) Parent Questionnaire
(2) Student Questionnaire
(3) Return envelope

DO NOT IDENTIFY YOURSELF ON THIS FORM

INTEGRATION TASK FORCE
May 1980

PARENT QUESTIONNAIRE

Name of school your student attends: _____

1. I am a member of this racial group:

   1 = White _____ 4 = Asian _____
   2 = Black _____ 5 = Alaskan/Indian _____
   3 = Hispanic _____

DIRECTIONS: Check "Yes" or "No" for each of the questions below:

2. Have you participated in your child's school race/human relations program?
   Yes _____ No _____

3. Is your child a participant in the Voluntary Ethnic Enrollment Program (VEEP)?
   Yes _____ No _____

4. Do you feel that your child is being taught positive things about all racial groups?
   Yes _____ No _____

5. Do you feel that your child's attitudes toward other races have improved in the past year?
   Yes _____ No _____

6. Do you feel that your child's attitudes toward self have improved in the past year?
   Yes _____ No _____

7. Do you feel that racial integration in your child's school is successful?
   Yes _____ No _____

8. Is your child's school doing the best it can to help all races get along with each other?
   Yes _____ No _____

9. Do you feel that racial integration in other San Diego City schools is successful?
   Yes _____ No _____

10. Do you feel that your child receives fair treatment at school?
    Yes _____ No _____

11. Do you feel that your child's teachers are racially prejudiced?
    Yes _____ No _____

12. Do you want your child to be taught positive things about all racial groups?
    Yes _____ No _____

DO NOT IDENTIFY YOURSELF ON THIS FORM

INTEGRATION TASK FORCE
May 1980

STUDENT QUESTIONNAIRE

Name of School: _____

(Circle one)

1. Boy _____ (1) Girl _____ (2); 2. Age: _____; 3. Grade 7 (1) 8 (2) 9 (3) 10 (4) 11 (5) 12 (6)

4. Have you participated in your school's race/human relations program? Yes __ No __

5. Are you a participant in the Voluntary Ethnic Enrollment Program (VEEP)? Yes __ No __

6. I am a member of this racial group:

1 = White _____ 4 = Asian _____
2 = Black _____ 5 = Alaskan/Indian _____
3 = Hispanic _____

DIRECTIONS: Check the response which best completes each statement.

7. Getting along with my teachers is (1) not a problem ___; (2) a minor problem ___; (3) a moderate problem ___; (3) a major problem ___; (5) a crisis ___.

8. I feel that racial discrimination among teachers is (1) not a problem ___; (2) a minor problem ___; (3) a moderate problem ___; (4) a major problem ___; (5) a crisis ___.

9. I feel that racial discrimination among students is (1) not a problem ___; (2) a minor problem ___; (3) a moderate problem ___; (4) a major problem ___; (5) a crisis ___.

10. Making new friends for me is (1) not a problem ___; (2) a minor problem ___; (3) a moderate problem ___; (4) a major problem ___; (5) a crisis ___.

11. The number of students of different races in my classes is (1) not a problem ___; (2) a minor problem ___; (3) a moderate problem ___; (4) a major problem ___; (5) a crisis ___.

12. Recognition of our school for the different needs of each racial group is (1) not a problem ___; (2) a minor problem ___; (3) a moderate problem ___; (4) a major problem ___; (5) a crisis ___.

13. My being able to talk with students of other races is (1) not a problem ___; (2) a minor problem ___; (3) a moderate problem ___; (4) a major problem ___; (5) a crisis ___.

14. My being able to ask questions in classes is (1) not a problem ___; (2) a minor problem ___; (3) a moderate problem ___; (4) a major problem ___; (5) a crisis ___.

15. My overall school activities with students of other races is (1) not a problem ___; (2) a minor problem ___; (3) a moderate problem ___; (4) a major problem ___; (5) a crisis ___.

16. My being taught positive things about all racial groups is (1) not a problem ___; (2) a minor problem ___; (3) a moderate problem ___; (4) a major problem ___; (5) a crisis ___.

17. The number of my school friends of other races is (1) not a problem ___; (2) a minor problem ___; (3) a moderate problem ___; (4) a major problem ___; (5) a crisis ___.

18. My receiving fair treatment at this school is (1) not a problem ___; (2) a minor problem ___; (3) a moderate problem ___; (4) a major problem ___; (5) a crisis ___.

19. Feeling lonely at school is (1) not a problem ___; (2) a minor problem ___; (3) a moderate problem ___; (4) a major problem ___; (5) a crisis ___.

20. The number of teachers of different races at this school is (1) not a problem ___; (2) a minor problem ___; (3) a moderate problem ___; (4) a major problem ___; (5) a crisis ___.

21. My overall opinion of people of other races is (1) not a problem ___; (2) a minor problem ___; (3) a moderate problem ___; (4) a major problem ___; (5) a crisis ___.

22. My getting along with the opposite sex is (1) not a problem ___; (2) a minor problem ___; (3) a moderate problem ___; (4) a major problem ___; (5) a crisis ___.

23. My feelings of racial discrimination away from this school are (1) not a problem ___; (2) a minor problem ___; (3) a moderate problem ___; (4) a major problem ___; (5) a crisis ___.

24. My use of alcohol or other drugs is (1) not a problem ___; (2) a minor problem ___; (3) a moderate problem ___; (4) a major problem ___; (5) a crisis ___.

25. Being able to solve my personal problems is (1) not a problem ___; (2) a minor problem ___; (3) a moderate problem ___; (4) a major problem ___; (5) a crisis ___.

26. My getting along with other people regardless of race is (1) not a problem ___; (2) a minor problem ___; (3) a moderate problem ___; (4) a major problem ___; (5) a crisis ___.

27. My citizenship grades in this school are good (1) almost never ___; (2) sometimes ___; (3) often ___; (4) almost always___.

28. I can find enough time to study (1) almost never ___; (2) sometimes ___; (3) often ___; (4) almost always ___.

29. I make use of my school counselors (1) almost never ___; (2) sometimes ___; (3) often ___; (4) almost always.

30. I make use of the school library (1) almost never ___; (2) sometimes ___; (3) often ___; (4) almost always ___.

31. I attend school sports, either as a spectator or participant (1) almost never ___; (2) sometimes ___; (3) often ___; (4) almost always ___.

32. I attend or participate in other school sponsored events (1) almost never ___; (2) sometimes ___; (3) often ___; (4) almost always ___.

33. I get along with my teachers (1) almost never ___; (2) sometimes ___; (3) often ___; (4) almost always ___.

34. My teachers are racially prejudiced (1) almost never ___; (2) sometimes ___; (3) often ___; (4) almost always ___.

35. I feel lonely at this school (1) almost never ___; (2) sometimes ___; (3) often ___; (4) almost always ___.

36. There are teachers of different races at this school (1) almost never ___; (2) sometimes ___; (3) often ___; (4) almost always ___.

37. I have good feelings about people of other races (1) almost never ___; (2) sometimes ___; (3) often ___; (4) almost always ___.

38. I have friends of other races (1) almost never ___; (2) sometimes ___; (3) often ___; (4) almost always ___.

39. I have friends of the opposite sex (1) almost never ___; (2) sometimes ___; (3) often ___; (4) almost always ___.

40. There is racial prejudice among students at this school (1) almost never ___; (2) sometimes ___; (3) often ___; (4) almost always ___.

41. My school is helping all races to get along with each other (1) almost never ___; (2) sometimes ___; (3) often ___; (4) almost always ___.

42. Racial integration in this school is successful (1) almost never ___; (2) sometimes ___; (3) often ___; (4) almost always ___.

43. Racial integration in other San Diego City schools is successful (1) almost never ___; (2) sometimes ___; (3) often ___; (4) almost always ___.

44. My attitudes toward other races have improved in the past year (1) almost never ___; (2) sometimes ___; (3) often ___; (4) almost always.

45. I receive fair treatment at this school (1) almost never ___; (2) sometimes ___; (3) often ___; (4) almost always ___.

46. There are discussions of race/human relations at this school (1) almost never ___; (2) sometimes ___; (3) often ___; (4) almost always ___.

COURT-APPOINTED INTEGRATION TASK FORCE
Room 5005 County Courthouse
220 West Broadway
San Diego, CA 92101

mayo de 1980

**THIS QUESTIONNAIRE WAS PRINTED ON YELLOW PAPER.

Estimados padres de familia y estudiantes:

El 12 de junio de 1978, el juez Louis M. Welsh nombró una comisión de integración con el propósito de que vigilara y evaluara los adelantos logrados por el plan de integración voluntaria del Distrito Escolar de San Diego.

Necesitamos su ayuda. La Comisión Especial de Integración quiere determinar la efectividad del Programa de Relaciones Raciales y Humanas en todas las escuelas secundarias y de nivel preparatorio. Con ese fin, les agradecemos llenar los cuestionarios anexos. Ademas, esperamos que cada escuela aproveche la información al desarrollar el Programa de Relaciones Raciales y Humanas. Sus respuestas beneficiarán directamente a su escuela.

Adjuntamos sendos cuestionarios: para padres y para estudiantes. Sus respuestas tienen carácter de voluntarias y anónimas y se usarán unicamente con fines estadísticos. Si están dispuestos a participar en esta encuesta, favor de completar los cuestionarios y de devolverlos en el sobre que también se adjunta a la presente. Les agradecermos contestar a la mayor brevedad posible.

Gracias por su ayuda.

Atentamente,

THE INTEGRATION TASK FORCE

Jefe de Policia William B. Kolender, Presidente
Harold Brown, Vicepresidente
James Anderson
Lic. Fred Castro
Irma Castro
Morris Casuto
Phil Del Campo, Ph.D.
Lee Grissom
Ann Hunsaker
Juez Napoleon Jones
Juez Judith Keep
Judy McDonald
Rev. George D. McKinney, Jr.
Dr. Ralph R. Ocampo
Clarence Pendleton
Hartwell Ragsdale
William B. Rohan
Vernon Sukumu
Beverly Yip

Anexos (1) Cuestionario para Padres
(2) Cuestionario para Estudiantes
(3) Sobre

NO ESCRIBIR SU NOMBRE EN ESTE CUESTIONARIO

INTEGRATION TASK FORCE
mayo de 1980

CUESTIONARIO PARA PADRES DE FAMILIA

Nombre de la escuela a que asiste su hijo(a): _____

1. Soy del siguiente grupo racial:

1 = Anglo _____ 4 = Asiático _____
2 = Negro _____ 5 = Indio Americano _____
3 = Hispánico _____

INSTRUCCIONES: Marque "Sí" o "No" para cada una de las preguntas a continuación:

2. ¿Ha participado usted en el programa de relaciones raciales y humanas de la escuela de su hijo(a)?
Sí _____ No _____

3. ¿Participa su hijo(a) en el Programa Voluntario de Inscripción Etnica (VEEP)?
Sí _____ No _____

4. ¿Considera usted que a su hijo(a) se le está enseñando lo positivo de todos los grupos raciales?
Sí _____ No _____

5. ¿Considera que las actitudes de su hijo(a) respecto a otras razas han mejorado durante este año escolar?
Sí _____ No _____

6. ¿Considera que las actitudes de su hijo(a) hacia sí mismo han mejorado durante el año?
Sí _____ No _____

7. ¿Considera que la integración racial de la escuela de su hijo(a) es un éxito?
Sí _____ No _____

8. ¿Se esfuerza al máximo la escuela de su hijo(a) para lograr la convivencia entre todas las razas?
Sí _____ No _____

9. ¿Considera que la integración racial de otras escuelas de San Diego es un éxito?
Sí _____ No _____

10. ¿Considera que a su hijo(a) se le trata con justicia en la escuela?
Sí _____ No _____

11. ¿Considera que los maestros de su hijo(a) tienen prejuicios raciales?
Sí _____ No _____

12. ¿Quiere que a su hijo(a) se le enseñe lo positivo de todos los grupos raciales?
Sí _____ No _____

NO ESCRIBAS TU NOMBRE EN ESTE CUESTIONARIO

INTEGRATION TASK FORCE
mayo de 1980

CUESTIONARIO PARA ESTUDIANTES

Nombre de tu escuela: _____

(Marca uno con círculo)

1. Niño _____ (1) Niña _____ (2); 2. Edad: _____; 3. Año 7 (1) 8 (2) 9 (3) 10 (4) 11 (5) 12 (6)

4. ¿Has participado en el programa de relaciones raciales y humanas de tu escuela?

Sí _____ No _____

5. ¿Participas en el Programa Voluntario de Inscripción Etnica (VEEP)?

Sí _____ No _____

6. Soy de este grupo racial:

1 = Anglo _____ 4 = Asiático _____
2 = Negro _____ 5 = Indio Americano _____
3 = Hispánico _____

INSTRUCCIONES: Marca la respuesta que mejor complete cada oración.

7. Llevarme bien con mis maestros es (1) fácil ___; (2) a veces un poco difícil ___; (3) siempre difícil ___; (4) siempre muy difícil ___; (5) imposible ___.

8. Yo creo que la discriminación racial entre profesores (1) no es problema ___; (2) es un pequeño problema ___; (3) es un problema de cierta importancia ___; (4) es un problema serio ___; (5) representa una crisis ___.

9. Creo que la discriminación racial entre estudiantes (1) no es problema ___; (2) es un pequeño problema ___; (3) es un problema de cierta importancia ___; (4) es un problema serio ___; (5) representa una crisis ___.

10. Para mi, hacer nuevos amigos (1) no es problema ___; (2) es un pequeño problema ___; (3) es un problema de cierta importancia ___; (4) es un problema serio ___; (5) representa una crisis ___.

11. La cantidad de estudiantes de distintas razas en mis clases (1) no es problema ___; (2) es un pequeño problema ___; (3) es un problema de cierta importancia ___; (4) es un problema serio ___; (5) representa una crisis ___.

12. La atención que nuestra escuela da a las diferentes necesidades de cada grupo racial (1) no es problema ___; (2) es un pequeño problema ___; (3) es un problema de cierta importancia ___; (4) es un problema serio ___; (5) representa una crisis ___.

13. Para mi, hablar con estudiantes de otras razas (1) no es problema ___; (2) es un pequeño problema ___; (3) es un problema de cierta importancia ___; (4) es un problema serio ___; (5) representa una crisis ___.

14. Para mi, hacer preguntas en clase (1) no es problema ___; (2) es un pequeño problema ___; (3) es un problema de cierta importancia ___; (4) es un problema serio ___; (5) representa una crisis ___.

15. En general mis actividades escolares con estudiantes de otras razas (1) no es problema ___; (2) es un pequeño problema ___; (3) es un problema de cierta importancia ___; (4) es un problema serio ___; (5) representa una crisis ___.

16. El que me enseñan lo positivo de todos los grupos raciales (1) no es problema; (2) es un pequeño problema ___; (3) es un problema de cierta importancia ___; (4) es un problema serio ___; (5) representa una crisis ___.

17. La cantidad de amigos(as) de otras razas que tengo en la escuela (1) no es problema ___; (2) es un pequeño problema ___; (3) es un problema de cierta importancia ___; (4) es un problema serio ___; (5) representa una crisis ___.

18. Que yo reciba un trato justo en esta escuela (1) no es problema ___; (2) es un pequeño problema ___; (3) es un problema de cierta importancia ___; (4) es un problema serio ___; (5) representa una crisis ___.

19. El sentirme solo en la escuela (1) no es problema ___; (2) es un pequeño problema ___; (3) es un problema de cierta importancia ___; (4) es un problema serio ___; (5) representa una crisis ___.

20. La cantidad de profesores de distintas razas en esta escuela (1) no es problema ___; (2) es un pequeño problema ___; (3) es un problema de cierta importancia ___; (4) es un problema serio ___; (5) representa una crisis ___.

21. Mi opinion general de las personas de otras razas (1) no es problema ___; (2) es un pequeño problema ___; (3) es un problema de cierta importancia ___; (4) es un problema serio ___; (5) representa una crisis ___.

22. Llevarme bien con personas del sexo opuesto (1) no es problema ___; (2) es un pequeño problema ___; (3) es un problema de cierta importancia ___; (4) es un problema serio ___; (5) representa una crisis ___.

23. El sentirme discriminado fuera de la escuela (1) no es problema ___; (2) es un pequeño problema ___; (3) es un problema de cierta importancia ___; (4) es un problema serio ___; (5) representa una crisis ___.

24. Para mi, el consumo de alcohol u otras drogas (1) no es problema ___; (2) es un pequeño problema ___; (3) es un problema de cierta importancia ___; (4) es un problema serio ___; (5) representa una crisis ___.

25. Resolver mis problemas personales (1) no es problema ___; (2) es un pequeño problema ___; (3) es un problema de cierta importancia ___; (4) es un problemo serio ___; (5) representa una crisis ___.

26. Llevarme bien con personas de cualquier raza (1) no es problema ___; (2) es un pequeño problema ___; (3) es un problema de cierta importancia ___; (4) es un problema serio ___; (5) representa una crisis ___.

27. Mis calificaciones de comportamiento en esta escuela son buenas (1) casi nunca ___; (2) a veces ___; (3) con frecuencia ___; (4) casi siempre ___.

28. Encuentro suficiente tiempo para estudiar (1) casi nunca ___; (2) a veces ___; (3) con frecuencia ___; (4) casi siempre ___.

29. Aprovecho los servicios de los consejeros escolares (1) casi nunca ___; (2) a veces ___; (3) con frecuencia ___; (4) casi siempre ___.

30. Uso la biblioteca de la escuela (1) casi nunca ___; (2) a veces ___; (3) con frecuencia ___; (4) casi siempre ___.

31. Asisto a eventos deportivos de la escuela, como espectador o participante activo (1) casi nunca ___; (2) a veces ___; (3) con frecuencia ___; (4) casi siempre ___.

32. Asisto a otras actividades de la escuela o participo en ellas (1) casi nunca ___; (2) a veces ___; (3) con frecuencia ___; (4) casi siempre ___.

33. Me llevo bien con mis maestros (1) casi nunca ___; (2) a veces ___; (3) con frecuencia ___; (4) casi siempre ___.

34. Mis maestros tienen prejuicos raciales (1) casi nunca ___; (2) a veces ___; (3) con frecuencia ___; (4) casi siempre ___.

35. Me siento solo en esta escuela (1) casi nunca ___; (2) a veces ___; (3) con frecuencia ___; (4) casi siempre ___.

36. Hay maestros de diferentes razas en esta escuela (1) casi nunca ___; (2) a veces ___; (3) con frecuencia ___; (4) casi siempre ___.

37. Tengo buena opinion de la gente de otras razas (1) casi nunca ___; (2) a veces ___; (3) con frecuencia ___; (4) casi siempre ___.

38. Tengo amigos(as) de otras razas (1) casi nunca ___; (2) a veces ___; (3) con frecuencia ___; (4) casi siempre ___.

39. Tengo amigos(as) del sexo opuesto (1) casi nunca ___; (2) a veces ___; (3) con frecuencia ___; (4) casi siempre ___.

40. Los estudiantes de mi escuela tienen prejuicios raciales (1) casi nunca ___; (2) a veces ___; (3) con frecuencia ___; (4) casi siempre ___.

41. Mi escuela está ayudando a que convivan todas las razas (1) casi nunca ___; (2) a veces ___; (3) con frecuencia ___; (4) casi siempre ___.

42. La integración racial en mi escuela es un éxito (1) casi nunca ___; (2) a veces ___; (3) con frecuencia ___; (4) casi siempre ___.

43. La integración racial en otras escuelas de San Diego es un éxito (1) casi nunca ___; (2) a veces ___; (3) con frecuencia ___; (4) casi siempre ___.

44. Mis actitudes hacia otras razas han mejorado durante este año escolar (1) casi nunca ___; (2) a veces ___; (3) con frecuencia ___; (4) casi siempre ___.

45. Recibo trato justo en esta escuela (1) casi nunca ___; (2) a veces ___; (3) con frecuencia ___; (4) casi siempre ___.

46. En mi escuela platicamos sobre las relaciones raciales y humanas (1) casi nunca ___; (2) a veces ___; (3) con frecuencia ___; (4) casi siempre ___.

ITEM BREAKDOWN

ABILITY TO MAKE DECISIONS/CONFLICT MANAGEMENT

1. My use of alcohol or other drugs. (24)
2. Being able to solve my personal problems. (25)
3. Getting along with other people. (26)
4. My citizenship grades in school. (27)
5. Finding time to study. (28)

ATTITUDES TOWARD SELF

1. Being able to get along with my teachers. (7, 33)
2. Making new friends. (10)
3. Asking questions in class. (14)
4. Getting along with the opposite sex. (22, 39)
5. Feeling lonely at school. (19, 35)

SCHOOL RELATED CONTACTS WITH OTHER RACES

1. The number of other races in classes. (11)
2. Overall school activities with other races. (15)
3. The number of minority teachers at school. (20, 36)

SCHOOL RESPONSES TO DIFFERING ETHNIC GROUPS

1. Feeling racial discrimination in teachers. (8, 34)
2. Recognition by our school for different needs of each minority group. (12)
3. Being taught positive things about minority peoples. (16)
4. Receiving fair treatment at this school. (18, 45)
5. Discussions about other races in my classes. (46)

ATTITUDES TOWARD OTHER RACES

1. Feeling racial discrimination among students. (9, 40)
2. Being able to talk with people of other races. (13)
3. The number of my friends of other races. (17, 38)
4. Feeling racial discrimination away from school. (23)
5. My overall opinion of people of other races. (21, 37)

SCHOOL SERVICES

1. My use of school counselors. (29)
2. My use of the school library. (30)
3. My attendance in school sports-either as spectator or participant. (31)
4. My attendance at other school activities. (32)

SUCCESS OF CITY SCHOOL'S INTEGRATION PROGRAM

1. Helping all races to get to get along. (44)
2. Racial integration in this school is successful. (42)
3. Racial integration in other City Schools is successful. (43)
4. Attitude toward other races have improved. (44)

SAMPLE DISTRIBUTION SELECTION

SAMPLE DESIGN

TOTALS & RACIAL DISTRIBUTION

A total of 9,750 individuals comprised the actual sample. Mail-out distribution of questionnaires were to both parents and students in the following percentages[1]

Group	% Mailed	N	% Returned
Indian-Alaskan	.30	28	48.00
Asian	8.06	803	22.00
Black/Negro	15.19	1486	11.00
Caucasian/White	61.87	5992	20.00
Hispanic	14.58	1441	11.00

[1]For complete data see accompanying printouts, #1.

DISTRICT TOTALS

	INDIAN-ALASKAN (4)		ASIAN (3,7,8)		BLACK / NEGRO (2)		CAUCASIAN-WHITE (1 & 6)		HISPANIC (0)		OTHER		* TOTAL *	
	BOYS	GIRLS	BOYS	GIRLS	BOYS	GIRLS	BOYS	GIRLS	BOYS	GIRLS	BOYS	GIRLS	BOYS	GIRLS
NON-GRADED	0	0	1	2	5	5	23	10	4	5	0	0	33	22
KINDERGARTEN	0	0	0	0	0	0	0	0	0	0	0	0	0	0
GRADE 1	0	0	0	0	0	0	6	1	1	0	0	0	7	1
GRADE 2	0	0	1	0	0	0	6	6	0	0	0	0	7	6
GRADE 3	0	1	0	0	0	1	3	5	1	0	0	0	4	7
GRADE 4	0	0	0	0	1	3	7	6	1	1	0	0	9	10
GRADE 5	0	1	0	0	1	0	12	4	0	1	0	0	13	6
GRADE 6	0	0	3	2	4	3	52	44	0	11	0	0	59	60
GRADE 7	3	2	89	85	135	126	468	456	125	132	0	0	820	801
GRADE 8	2	3	75	72	123	136	506	484	144	144	0	0	850	839
GRADE 9	4	2	80	65	142	129	538	509	150	134	0	0	914	839
GRADE 10	1	3	81	81	152	138	562	543	147	129	0	0	943	894
GRADE 11	1	3	50	43	115	129	533	528	99	83	0	0	798	786
GRADE 12	2	2	42	39	85	95	476	437	86	69	0	0	691	642
SUB TOTAL	13	17	422	389	763	765	3,192	3,033	758	709	0	0	5,148	4,913
*** TOTAL ***	30		811		1,528		6,225		1,467		0		10,061	
% OF TOTAL	.30		8.06		15.19		61.87		14.58		.00		100.00	
	28		803		1486		5992		1441				9750	
	(13)		(182)		(170)		(1287)		(166)				( )	
	3%		22%		11%		20%		[illegible]				(20%)	

****

REPORT OF RACIAL AND ETHNIC DISTRIBUTION OF PUPILS

ITF REPORT 5/23/80

REPORT DATE 05/23/80

LOCATION 312 MANN JUNIOR HIGH

	INDIAN-ALASKAN (4)		ASIAN (3,7,8)		BLACK / NEGRO (2)		CAUCASIAN-WHITE (1 & 6)		HISPANIC (0)		OTHER		* TOTAL *	
	BOYS	GIRLS	BOYS	GIRLS	BOYS	GIRLS	BOYS	GIRLS	BOYS	GIRLS	BOYS	GIRLS	BOYS	GIRLS
NON-GRADED	0	0	0	0	0	0	0	0	0	0	0	0	0	0
KINDERGARTEN	0	0	0	0	0	0	0	0	0	0	0	0	0	0
GRADE 1	0	0	0	0	0	0	0	0	0	0	0	0	0	0
GRADE 2	0	0	0	0	0	0	0	0	0	0	0	0	0	0
GRADE 3	0	0	0	0	0	0	0	0	0	0	0	0	0	0
GRADE 4	0	0	0	0	0	0	0	0	0	0	0	0	0	0
GRADE 5	0	0	0	0	0	0	0	0	0	0	0	0	0	0
GRADE 6	0	0	0	0	0	0	0	0	0	0	0	0	0	0
GRADE 7	0	0	1	4	9	8	25	25	5	4	0	0	40	41
GRADE 8	0	0	4	4	5	4	20	25	6	6	0	0	35	39
GRADE 9	0	1	3	3	12	8	29	36	12	5	0	0	56	57
GRADE 10	0	0	0	0	0	0	0	0	0	0	0	0	0	0
GRADE 11	0	0	0	0	0	0	0	0	0	0	0	0	0	0
GRADE 12	0	0	0	0	0	0	0	0	0	0	0	0	0	0
SUB TOTAL	0	1	8	11	26	20	74	86	23	15	0	0	131	137
*** TOTAL ***	1		19		46		160		42		0		268	
% OF TOTAL	.37		7.09		17.16		59.70		15.67		.00		99.99	

On Sechre

SAN DIEGO CITY SCHOOLS
DATA SYSTEMS DEPARTMENT
SR304

REPORT OF RACIAL AND ETHNIC DISTRIBUTION OF PUPILS

ITF REPORT 5/23/80

REPORT DATE 05/23/80

LOCATION 302 BELL JUNIOR HIGH

	INDIAN-ALASKAN (4)		ASIAN (3,7,8)		BLACK / NEGRO (2)		CAUCASIAN-WHITE (1 & 6)		HISPANIC (0)		OTHER		* TOTAL *	
	BOYS	GIRLS	BOYS	GIRLS	BOYS	GIRLS	BOYS	GIRLS	BOYS	GIRLS	BOYS	GIRLS	BOYS	GIRLS
NON-GRADED	0	0	0	0	0	0	0	0	0	0	0	0	0	0
KINDERGARTEN	0	0	0	0	0	0	0	0	0	0	0	0	0	0
GRADE 1	0	0	0	0	0	0	0	0	0	0	0	0	0	0
GRADE 2	0	0	0	0	0	0	0	0	0	0	0	0	0	0
GRADE 3	0	0	0	0	0	0	0	0	0	0	0	0	0	0
GRADE 4	0	0	0	0	0	0	0	0	0	0	0	0	0	0
GRADE 5	0	0	0	0	0	0	0	0	0	0	0	0	0	0
GRADE 6	0	0	0	0	0	0	0	0	0	0	0	0	0	0
GRADE 7	0	0	16	12	9	13	12	15	5	6	0	0	42	46
GRADE 8	0	0	13	11	13	8	10	9	8	11	0	0	44	39
GRADE 9	1	0	15	6	10	9	9	9	15	10	0	0	50	34
GRADE 10	0	0	0	0	0	0	0	0	0	0	0	0	0	0
GRADE 11	0	0	0	0	0	0	0	0	0	0	0	0	0	0
GRADE 12	0	0	0	0	0	0	0	0	0	0	0	0	0	0
SUB TOTAL	1	0	44	29	32	30	31	33	28	27	0	0	136	119
*** TOTAL ***	1		73		62		64		55		0		255	
% OF TOTAL	.39		28.63		24.31		25.10		21.57		.00		100.00	

SAN DIEGO CITY SCHOOLS
DATA SYSTEMS DEPARTMENT
SR304

REPORT OF RACIAL AND ETHNIC DISTRIBUTION OF PUPILS

ITF REPORT 5/23/80

REPORT DATE 05/23/80

LOCATION 304 COLLIER JUNIOR HIGH

	INDIAN-ALASKAN (4)		ASIAN (3,7,8)		BLACK / NEGRO (2)		CAUCASIAN-WHITE (1 & 6)		HISPANIC (0)		OTHER		* TOTAL *	
	BOYS	GIRLS	BOYS	GIRLS	BOYS	GIRLS	BOYS	GIRLS	BOYS	GIRLS	BOYS	GIRLS	BOYS	GIRLS
NON-GRADED	0	0	0	0	0	0	0	0	0	0	0	0	0	0
KINDERGARTEN	0	0	0	0	0	0	0	0	0	0	0	0	0	0
GRADE 1	0	0	0	0	0	0	0	0	0	0	0	0	0	0
GRADE 2	0	0	0	0	0	0	0	0	0	0	0	0	0	0
GRADE 3	0	0	0	0	0	0	0	0	0	0	0	0	0	0
GRADE 4	0	0	0	0	0	0	0	0	0	0	0	0	0	0
GRADE 5	0	0	0	0	0	0	0	0	0	0	0	0	0	0
GRADE 6	0	0	0	0	0	0	0	0	0	0	0	0	0	0
GRADE 7	0	0	0	0	0	0	0	0	0	0	0	0	0	0
GRADE 8	0	0	2	0	4	3	24	19	8	3	0	0	38	25
GRADE 9	0	0	1	0	2	2	15	23	6	5	0	0	24	30
GRADE 10	0	0	2	1	0	3	20	15	4	1	0	0	26	20
GRADE 11	0	0	0	0	0	0	0	0	0	0	0	0	0	0
GRADE 12	0	0	0	0	0	0	0	0	0	0	0	0	0	0
SUB TOTAL	0	0	5	1	6	8	59	57	18	9	0	0	88	75
*** TOTAL ***	0		6		14		116		27		0		163	
% OF TOTAL	.00		3.68		8.59		71.17		16.56		.00		100.00	

SAN DIEGO CITY SCHOOLS
DATA SYSTEMS DEPARTMENT
SR304

REPORT OF RACIAL AND ETHNIC DISTRIBUTION OF PUPILS

ITF REPORT 5/23/80

REPORT DATE 05/23/80

LOCATION 305 DANA JUNIOR HIGH

	INDIAN-ALASKAN (4)		ASIAN (3,7,8)		BLACK / NEGRO (2)		CAUCASIAN-WHITE (1 & 6)		HISPANIC (0)		OTHER		* TOTAL *	
	BOYS	GIRLS	BOYS	GIRLS	BOYS	GIRLS	BOYS	GIRLS	BOYS	GIRLS	BOYS	GIRLS	BOYS	GIRLS
NON-GRADED	0	0	0	0	0	0	0	0	0	0	0	0	0	0
KINDERGARTEN	0	0	0	0	0	0	0	0	0	0	0	0	0	0
GRADE 1	0	0	0	0	0	0	0	0	0	0	0	0	0	0
GRADE 2	0	0	0	0	0	0	0	0	0	0	0	0	0	0
GRADE 3	0	0	0	0	0	0	0	0	0	0	0	0	0	0
GRADE 4	0	0	0	0	0	0	0	0	0	0	0	0	0	0
GRADE 5	0	0	0	0	0	0	0	0	0	0	0	0	0	0
GRADE 6	0	0	0	0	0	0	0	0	0	0	0	0	0	0
GRADE 7	0	0	0	0	4	5	13	20	2	2	0	0	19	27
GRADE 8	0	0	0	0	4	6	12	18	5	0	0	0	21	24
GRADE 9	0	0	0	1	6	5	20	26	2	1	0	0	28	33
GRADE 10	0	0	0	0	0	0	0	0	0	0	0	0	0	0
GRADE 11	0	0	0	0	0	0	0	0	0	0	0	0	0	0
GRADE 12	0	0	0	0	0	0	0	0	0	0	0	0	0	0
SUB TOTAL	0	0	0	1	14	16	45	64	9	3	0	0	68	84
*** TOTAL ***	0		1		30		109		12		0		152	
% OF TOTAL	.00		.66		19.74		71.71		7.89		.00		100.00	

SAN DIEGO CITY SCHOOLS
DATA SYSTEMS DEPARTMENT
SR304

REPORT OF RACIAL AND ETHNIC DISTRIBUTION OF PUPILS

ITE REPORT 5/23/80

REPORT DATE 05/23/80

LOCATION 307 EINSTEIN JUNIOR HIGH

	INDIAN-ALASKAN (4)		ASIAN (3,7,8)		BLACK / NEGRO (2)		CAUCASIAN-WHITE (1 & 6)		HISPANIC (0)		OTHER		* TOTAL *	
	BOYS	GIRLS	BOYS	GIRLS	BOYS	GIRLS	BOYS	GIRLS	BOYS	GIRLS	BOYS	GIRLS	BOYS	GIRLS
NON-GRADED	0	0	0	0	0	0	0	0	0	0	0	0	0	0
KINDERGARTEN	0	0	0	0	0	0	0	0	0	0	0	0	0	0
GRADE 1	0	0	0	0	0	0	0	0	0	0	0	0	0	0
GRADE 2	0	0	0	0	0	0	0	0	0	0	0	0	0	0
GRADE 3	0	0	0	0	0	0	0	0	0	0	0	0	0	0
GRADE 4	0	0	0	0	0	0	0	0	0	0	0	0	0	0
GRADE 5	0	0	0	0	0	0	0	0	0	0	0	0	0	0
GRADE 6	0	0	0	0	0	0	0	0	0	0	0	0	0	0
GRADE 7	0	0	6	9	8	1	17	17	6	5	0	0	37	32
GRADE 8	0	0	6	6	4	6	23	20	2	4	0	0	35	36
GRADE 9	0	0	5	6	5	8	18	24	4	4	0	0	32	42
GRADE 10	0	0	0	0	0	0	0	0	0	0	0	0	0	0
GRADE 11	0	0	0	0	0	0	0	0	0	0	0	0	0	0
GRADE 12	0	0	0	0	0	0	0	0	0	0	0	0	0	0
SUB TOTAL	0	0	17	21	17	15	58	61	12	13	0	0	104	110
*** TOTAL ***	0		38		32		119		25		0		214	
% OF TOTAL	.00		17.76		14.95		55.61		11.68		.00		100.00	

SAN DIEGO CITY SCHOOLS
DATA SYSTEMS DEPARTMENT
SR304

REPORT OF RACIAL AND ETHNIC DISTRIBUTION OF PUPILS

ITF REPORT 5/23/80

REPORT DATE 05/23/80

LOCATION 309 HALE JUNIOR HIGH

	INDIAN-ALASKAN (4)		ASIAN (3,7,E)		BLACK / NEGRO (2)		CAUCASIAN-WHITE (1 & 6)		HISPANIC (0)		OTHER		* TOTAL *	
	BOYS	GIRLS	BOYS	GIRLS	BOYS	GIRLS	BOYS	GIRLS	BOYS	GIRLS	BOYS	GIRLS	BOYS	GIRLS
NON-GRADED	0	0	0	0	0	0	0	0	0	0	0	0	0	0
KINDERGARTEN	0	0	0	0	0	0	0	0	0	0	0	0	0	0
GRADE 1	0	0	0	0	0	0	0	0	0	0	0	0	0	0
GRADE 2	0	0	0	0	0	0	0	0	0	0	0	0	0	0
GRADE 3	0	0	0	0	0	0	0	0	0	0	0	0	0	0
GRADE 4	0	0	0	0	0	0	0	0	0	0	0	0	0	0
GRADE 5	0	0	0	0	0	0	0	0	0	0	0	0	0	0
GRADE 6	0	0	0	0	0	0	0	0	0	0	0	0	0	0
GRADE 7	1	0	5	3	7	3	26	26	3	2	0	0	42	34
GRADE 8	0	1	4	2	6	4	40	21	6	6	0	0	56	34
GRADE 9	0	0	0	3	9	6	44	19	4	1	0	0	57	29
GRADE 10	0	0	0	0	0	0	0	0	0	0	0	0	0	0
GRADE 11	0	0	0	0	0	0	0	0	0	0	0	0	0	0
GRADE 12	0	0	0	0	0	0	0	0	0	0	0	0	0	0
SUB TOTAL	1	1	9	8	22	13	110	66	13	9	0	0	155	97
*** TOTAL ***	2		17		35		176		22		0		252	
% OF TOTAL	.79		6.75		13.89		69.84		8.73		.00		100.00	

SAN DIEGO CITY SCHOOLS
DATA SYSTEMS DEPARTMENT
SR304

REPORT OF RACIAL AND ETHNIC DISTRIBUTION OF PUPILS

ITF REPORT 5/23/80

REPORT DATE 05/23/80

LOCATION 311 LEWIS JUNIOR HIGH

	INDIAN-ALASKAN (4)		ASIAN (3,7,8)		BLACK / NEGRO (2)		CAUCASIAN-WHITE (1 & 6)		HISPANIC (0)		OTHER		* TOTAL *	
	BOYS	GIRLS	BOYS	GIRLS	BOYS	GIRLS	BOYS	GIRLS	BOYS	GIRLS	BOYS	GIRLS	BOYS	GIRLS
NON-GRADED	0	0	0	0	0	0	0	0	0	0	0	0	0	0
KINDERGARTEN	0	0	0	0	0	0	0	0	0	0	0	0	0	0
GRADE 1	0	0	0	0	0	0	0	0	0	0	0	0	0	0
GRADE 2	0	0	0	0	0	0	0	0	0	0	0	0	0	0
GRADE 3	0	0	0	0	0	0	0	0	0	0	0	0	0	0
GRADE 4	0	0	0	0	0	0	0	0	0	0	0	0	0	0
GRADE 5	0	0	0	0	0	0	0	0	0	0	0	0	0	0
GRADE 6	0	0	0	0	0	0	0	0	0	0	0	0	28	42
GRADE 7	0	0	0	2	9	5	17	31	2	4	0	0	40	39
GRADE 8	0	0	2	2	8	8	30	28	0	1	0	0	34	40
GRADE 9	0	0	1	0	5	5	24	33	4	2	0	0	0	0
GRADE 10	0	0	0	0	0	0	0	0	0	0	0	0	0	0
GRADE 11	0	0	0	0	0	0	0	0	0	0	0	0	0	0
GRADE 12	0	0	0	0	0	0	0	0	0	0	0	0	0	0
SUB TOTAL	0	0	3	4	22	18	71	92	6	7	0	0	102	121
*** TOTAL ***	0		7		40		163		13		0		223	
% OF TOTAL	.00		3.14		17.94		73.09		5.83		.00		100.00	

REPORT OF RACIAL AND ETHNIC DISTRIBUTION OF PUPILS

ITF REPORT 5/23/80

LOCATION 313 MARSTON JUNIOR HIGH

	INDIAN-ALASKAN (4)		ASIAN (3,7,8)		BLACK / NEGRO (2)		CAUCASIAN-WHITE (1 & 6)		HISPANIC (0)		OTHER		* TOTAL *	
	BOYS	GIRLS	BOYS	GIRLS	BOYS	GIRLS	BOYS	GIRLS	BOYS	GIRLS	BOYS	GIRLS	BOYS	GIRLS
NON-GRADED	0	0	0	0	0	0	0	0	0	0	0	0	0	0
KINDERGARTEN	0	0	0	0	0	0	0	0	0	0	0	0	0	0
GRADE 1	0	0	0	0	0	0	0	0	0	0	0	0	0	0
GRADE 2	0	0	0	0	0	0	0	0	0	0	0	0	0	0
GRADE 3	0	0	0	0	0	0	0	0	0	0	0	0	0	0
GRADE 4	0	0	0	0	0	0	0	0	0	0	0	0	0	0
GRADE 5	0	0	0	0	0	0	0	0	0	0	0	0	0	0
GRADE 6	0	0	0	0	0	0	0	0	0	0	0	0	0	0
GRADE 7	0	0	1	2	4	3	19	24	9	10	0	0	33	39
GRADE 8	0	0	4	1	5	4	22	33	11	11	0	0	42	49
GRADE 9	0	0	5	0	3	2	19	25	12	11	0	0	39	38
GRADE 10	0	0	0	0	0	0	0	0	0	0	0	0	0	0
GRADE 11	0	0	0	0	0	0	0	0	0	0	0	0	0	0
GRADE 12	0	0	0	0	0	0	0	0	0	0	0	0	0	0
SUB TOTAL	0	0	10	3	12	9	60	82	32	32	0	0	114	126
*** TOTAL ***	0		13		21		142		64		0		240	
% OF TOTAL	.00		5.42		8.75		59.17		26.67		.00		100.01	

SAN DIEGO CITY SCHOOLS
DATA SYSTEMS DEPARTMENT
SR304

REPORT OF RACIAL AND ETHNIC DISTRIBUTION OF PUPILS

ITF REPORT 5/23/80

REPORT DATE 05/23/80

LOCATION 315 MEMORIAL JUNIOR HIGH

	INDIAN-ALASKAN (4)		ASIAN (3,7,8)		BLACK / NEGRO (2)		CAUCASIAN-WHITE (1 & 6)		HISPANIC (0)		OTHER		* TOTAL *	
	BOYS	GIRLS	BOYS	GIRLS	BOYS	GIRLS	BOYS	GIRLS	BOYS	GIRLS	BOYS	GIRLS	BOYS	GIRLS
NON-GRADED	0	0	0	0	0	0	0	0	0	0	0	0	0	0
KINDERGARTEN	0	0	0	0	0	0	0	0	0	0	0	0	0	0
GRADE 1	0	0	0	0	0	0	0	0	0	0	0	0	0	0
GRADE 2	0	0	0	0	0	0	0	0	0	0	0	0	0	0
GRADE 3	0	0	0	0	0	0	0	0	0	0	0	0	0	0
GRADE 4	0	0	0	0	0	0	0	0	0	0	0	0	0	0
GRADE 5	0	0	0	0	0	0	0	0	0	0	0	0	0	0
GRADE 6	0	0	0	0	0	0	0	0	0	0	0	0	0	0
GRADE 7	0	0	0	0	12	15	0	2	19	21	0	0	31	38
GRADE 8	0	0	0	1	10	9	4	3	28	24	0	0	42	37
GRADE 9	0	0	1	0	5	5	1	0	20	22	0	0	27	27
GRADE 10	0	0	0	0	0	0	0	0	0	0	0	0	0	0
GRADE 11	0	0	0	0	0	0	0	0	0	0	0	0	0	0
GRADE 12	0	0	0	0	0	0	0	0	0	0	0	0	0	0
SUB TOTAL	0	0	1	1	27	29	5	5	67	67	0	0	100	102
*** TOTAL ***	0		2		56		10		134		0		202	
% OF TOTAL	.00		.99		27.72		4.95		66.34		.00		100.00	

LOCATION 316 MONTGOMERY JUNIOR HIGH

	INDIAN-ALASKAN (4)		ASIAN (3,7,8)		BLACK / NEGRO (2)		CAUCASIAN-WHITE (1 & 6)		HISPANIC (0)		OTHER		* TOTAL *	
	BOYS	GIRLS	BOYS	GIRLS	BOYS	GIRLS	BOYS	GIRLS	BOYS	GIRLS	BOYS	GIRLS	BOYS	GIRLS
NON-GRADED	0	0	0	0	0	0	0	0	0	0	0	0	0	0
KINDERGARTEN	0	0	0	0	0	0	0	0	0	0	0	0	0	0
GRADE 1	0	0	0	0	0	0	0	0	0	0	0	0	0	0
GRADE 2	0	0	0	0	0	0	0	0	0	0	0	0	0	0
GRADE 3	0	0	0	0	0	0	0	0	0	0	0	0	0	0
GRADE 4	0	0	0	0	0	0	0	0	0	0	0	0	0	0
GRADE 5	0	0	0	0	0	0	0	0	0	0	0	0	0	0
GRADE 6	0	0	0	0	0	0	0	0	0	0	0	0	0	0
GRADE 7	0	0	12	16	3	1	19	11	7	4	0	0	41	32
GRADE 8	0	0	8	9	5	5	15	21	4	6	0	0	32	41
GRADE 9	0	0	9	9	7	3	14	17	5	10	0	0	35	39
GRADE 10	0	0	0	0	0	0	0	0	0	0	0	0	0	0
GRADE 11	0	0	0	0	0	0	0	0	0	0	0	0	0	0
GRADE 12	0	0	0	0	0	0	0	0	0	0	0	0	0	0
SUB TOTAL	0	0	29	34	15	9	48	49	16	20	0	0	108	112
*** TOTAL ***	0		63		24		97		36		0		220	
% OF TOTAL	.00		28.64		10.91		44.09		16.36		.00		100.00	

REPORT OF RACIAL AND ETHNIC DISTRIBUTION OF PUPILS

ITF REPORT 5/23/80

REPORT DATE 05/23/80

LOCATION 317 MUIRLANDS JUNIOR HIGH

	INDIAN-ALASKAN (4)		ASIAN (3,7,8)		BLACK / NEGRO (2)		CAUCASIAN-WHITE (1 & 6)		HISPANIC (0)		OTHER		* TOTAL *	
	BOYS	GIRLS	BOYS	GIRLS	BOYS	GIRLS	BOYS	GIRLS	BOYS	GIRLS	BOYS	GIRLS	BOYS	GIRLS
NON-GRADED	0	0	0	0	0	0	0	0	0	0	0	0	0	0
KINDERGARTEN	0	0	0	0	0	0	0	0	0	0	0	0	0	0
GRADE 1	0	0	0	0	0	0	0	0	0	0	0	0	0	0
GRADE 2	0	0	0	0	0	0	0	0	0	0	0	0	0	0
GRADE 3	0	0	0	0	0	0	0	0	0	0	0	0	0	0
GRADE 4	0	0	0	0	0	0	0	0	0	0	0	0	0	0
GRADE 5	0	0	0	0	0	0	0	0	0	0	0	0	0	0
GRADE 6	0	0	0	0	0	0	0	0	0	0	0	0	0	0
GRADE 7	0	0	0	2	3	5	21	20	10	7	0	0	34	34
GRADE 8	0	0	2	1	4	6	34	23	8	11	0	0	48	41
GRADE 9	0	0	0	0	11	5	40	24	5	4	0	0	56	33
GRADE 10	0	0	0	0	0	0	0	0	0	0	0	0	0	0
GRADE 11	0	0	0	0	0	0	0	0	0	0	0	0	0	0
GRADE 12	0	0	0	0	0	0	0	0	0	0	0	0	0	0
SUB TOTAL	0	0	2	3	18	16	95	67	23	22	0	0	138	108
*** TOTAL ***	0		5		34		162		45		0		246	
% OF TOTAL	.00		2.03		13.82		65.85		18.29		.00		99.99	

REPORT OF RACIAL AND ETHNIC DISTRIBUTION OF PUPILS

ITF REPORT 5/23/80

REPORT DATE 05/23/80

LOCATION 319 O'FARRELL JUNIOR HIGH

	INDIAN-ALASKAN (4)		ASIAN (3,7,8)		BLACK / NEGRO (2)		CAUCASIAN-WHITE (1 & 6)		HISPANIC (0)		OTHER		* TOTAL *	
	BOYS	GIRLS	BOYS	GIRLS	BOYS	GIRLS	BOYS	GIRLS	BOYS	GIRLS	BOYS	GIRLS	BOYS	GIRLS
NON-GRADED	0	0	0	0	0	0	0	0	0	0	0	0	0	0
KINDERGARTEN	0	0	0	0	0	0	0	0	0	0	0	0	0	0
GRADE 1	0	0	0	0	0	0	0	0	0	0	0	0	0	0
GRADE 2	0	0	0	0	0	0	0	0	0	0	0	0	0	0
GRADE 3	0	0	0	0	0	0	0	0	0	0	0	0	0	0
GRADE 4	0	0	0	0	0	0	0	0	0	0	0	0	0	0
GRADE 5	0	0	0	0	0	0	0	0	0	0	0	0	0	0
GRADE 6	0	0	0	0	0	0	0	0	0	0	0	0	0	0
GRADE 7	0	0	3	1	17	14	6	3	2	5	0	0	28	23
GRADE 8	0	0	4	0	19	12	3	6	0	1	0	0	26	19
GRADE 9	0	0	0	2	18	19	4	3	3	5	0	0	25	29
GRADE 10	0	0	0	0	0	0	0	0	0	0	0	0	0	0
GRADE 11	0	0	0	0	0	0	0	0	0	0	0	0	0	0
GRADE 12	0	0	0	0	0	0	0	0	0	0	0	0	0	0
SUB TOTAL	0	0	7	3	54	45	13	12	5	11	0	0	79	71
*** TOTAL ***	0		10		99		25		16		0		150	
% OF TOTAL	.00		6.67		66.00		16.67		10.67		.00		100.01	

REPORT OF RACIAL AND ETHNIC DISTRIBUTION OF PUPILS

ITF REPORT 5/23/80

REPORT DATE 05/23/80

LOCATION 320 PACIFIC BEACH JUNIOR HIGH

	INDIAN-ALASKAN (4)		ASIAN (3,7,8)		BLACK / NEGRO (2)		CAUCASIAN-WHITE (1 & 6)		HISPANIC (0)		OTHER		* TOTAL *	
	BOYS	GIRLS	BOYS	GIRLS	BOYS	GIRLS	BOYS	GIRLS	BOYS	GIRLS	BOYS	GIRLS	BOYS	GIRLS
NON-GRADED	0	0	0	0	0	0	0	0	0	0	0	0	0	0
KINDERGARTEN	0	0	0	0	0	0	0	0	0	0	0	0	0	0
GRADE 1	0	0	0	0	0	0	0	0	0	0	0	0	0	0
GRADE 2	0	0	0	0	0	0	0	0	0	0	0	0	0	0
GRADE 3	0	0	0	0	0	0	0	0	0	0	0	0	0	0
GRADE 4	0	0	0	0	0	0	0	0	0	0	0	0	0	0
GRADE 5	0	0	0	0	0	0	0	0	0	0	0	0	0	0
GRADE 6	0	0	0	0	0	0	0	0	0	0	0	0	0	0
GRADE 7	0	0	0	4	4	0	23	20	6	13	0	0	33	37
GRADE 8	0	0	0	0	2	2	42	29	14	9	0	0	58	40
GRADE 9	0	0	1	0	1	0	34	44	8	9	0	0	44	53
GRADE 10	0	0	0	0	0	0	0	0	0	0	0	0	0	0
GRADE 11	0	0	0	0	0	0	0	0	0	0	0	0	0	0
GRADE 12	0	0	0	0	0	0	0	0	0	0	0	0	0	0
SUB TOTAL	0	0	1	4	7	2	99	93	28	31	0	0	135	130
*** TOTAL ***	0		5		9		192		59		0		265	
% OF TOTAL	.00		1.89		3.40		72.45		22.26		.00		100.00	

LOCATION 321 PERSHING JUNIOR HIGH

	INDIAN-ALASKAN (4)		ASIAN (3,7,8)		BLACK / NEGRO (2)		CAUCASIAN-WHITE (1 & 6)		HISPANIC (0)		OTHER		* TOTAL *	
	BOYS	GIRLS	BOYS	GIRLS	BOYS	GIRLS	BOYS	GIRLS	BOYS	GIRLS	BOYS	GIRLS	BOYS	GIRLS
NON-GRADED	0	0	0	0	0	0	0	0	0	0	0	0	0	0
KINDERGARTEN	0	0	0	0	0	0	0	0	0	0	0	0	0	0
GRADE 1	0	0	0	0	0	0	0	0	0	0	0	0	0	0
GRADE 2	0	0	0	0	0	0	0	0	0	0	0	0	0	0
GRADE 3	0	0	0	0	0	0	0	0	0	0	0	0	0	0
GRADE 4	0	0	0	0	0	0	0	0	0	0	0	0	0	0
GRADE 5	0	0	0	0	0	0	0	0	0	0	0	0	0	0
GRADE 6	0	0	0	0	0	0	0	0	0	0	0	0	0	0
GRADE 7	0	0	2	4	5	8	29	40	3	12	0	0	39	64
GRADE 8	0	0	5	3	6	8	32	44	6	7	0	0	49	62
GRADE 9	1	0	6	2	1	6	52	33	8	5	0	0	68	46
GRADE 10	0	0	0	0	0	0	0	0	0	0	0	0	0	0
GRADE 11	0	0	0	0	0	0	0	0	0	0	0	0	0	0
GRADE 12	0	0	0	0	0	0	0	0	0	0	0	0	0	0
SUB TOTAL	1	0	13	9	12	22	113	117	17	24	0	0	156	172
*** TOTAL ***	1		22		34		230		41		0		328	
% OF TOTAL	.30		6.71		10.37		70.12		12.50		.00		100.00	

LOCATION 324 ROOSEVELT JUNIOR HIGH

	INDIAN-ALASKAN (4)		ASIAN (3,7,8)		BLACK / NEGRO (2)		CAUCASIAN-WHITE (1 & 6)		HISPANIC (0)		OTHER		* TOTAL *	
	BOYS	GIRLS	BOYS	GIRLS	BOYS	GIRLS	BOYS	GIRLS	BOYS	GIRLS	BOYS	GIRLS	BOYS	GIRLS
NON-GRADED	0	0	0	0	0	0	0	0	0	0	0	0	0	0
KINDERGARTEN	0	0	0	0	0	0	0	0	0	0	0	0	0	0
GRADE 1	0	0	0	0	0	0	0	0	0	0	0	0	0	0
GRADE 2	0	0	0	0	0	0	0	0	0	0	0	0	0	0
GRADE 3	0	0	0	0	0	0	0	0	0	0	0	0	0	0
GRADE 4	0	0	0	0	0	0	0	0	0	0	0	0	0	0
GRADE 5	0	0	0	0	0	0	0	0	0	0	0	0	0	0
GRADE 6	0	0	0	0	0	0	0	0	0	0	0	0	0	0
GRADE 7	0	1	0	4	2	2	18	20	6	5	0	0	26	32
GRADE 8	0	0	2	0	1	2	19	19	9	6	0	0	31	27
GRADE 9	0	0	4	0	1	3	14	16	7	5	0	0	26	24
GRADE 10	0	0	0	0	0	0	0	0	0	0	0	0	0	0
GRADE 11	0	0	0	0	0	0	0	0	0	0	0	0	0	0
GRADE 12	0	0	0	0	0	0	0	0	0	0	0	0	0	0
SUB TOTAL	0	1	6	4	4	7	51	55	22	16	0	0	83	83
*** TOTAL ***	1		10		11		106		38		0		166	
% OF TOTAL	.60		6.02		6.63		63.86		22.89		.00		100.00	

LOCATION 325 STANDLEY JUNIOR HIGH

	INDIAN-ALASKAN (4)		ASIAN (3,7,8)		BLACK / NEGRO (2)		CAUCASIAN-WHITE (1 & 6)		HISPANIC (0)		OTHER		* TOTAL *	
	BOYS	GIRLS	BOYS	GIRLS	BOYS	GIRLS	BOYS	GIRLS	BOYS	GIRLS	BOYS	GIRLS	BOYS	GIRLS
NON-GRADED	0	0	0	0	0	0	0	0	0	0	0	0	0	0
KINDERGARTEN	0	0	0	0	0	0	0	0	0	0	0	0	0	0
GRADE 1	0	0	0	0	0	0	0	0	0	0	0	0	0	0
GRADE 2	0	0	0	0	0	0	0	0	0	0	0	0	0	0
GRADE 3	0	0	0	0	0	0	0	0	0	0	0	0	0	0
GRADE 4	0	0	0	0	0	0	0	0	0	0	0	0	0	0
GRADE 5	0	0	0	0	0	0	0	0	0	0	0	0	0	0
GRADE 6	0	0	0	0	0	0	0	0	0	0	0	0	0	0
GRADE 7	1	0	1	1	4	5	29	29	1	3	0	0	36	38
GRADE 8	0	0	3	2	2	8	36	22	2	1	0	0	43	33
GRADE 9	0	0	2	3	10	5	33	33	2	1	0	0	47	42
GRADE 10	0	0	0	0	0	0	0	0	0	0	0	0	0	0
GRADE 11	0	0	0	0	0	0	0	0	0	0	0	0	0	0
GRADE 12	0	0	0	0	0	0	0	0	0	0	0	0	0	0
SUB TOTAL	1	0	6	6	16	18	98	84	5	5	0	0	126	113
*** TOTAL ***	1		12		34		182		10		0		239	
% OF TOTAL	.42		5.02		14.23		76.15		4.18		.00		100.00	

LOCATION 326 TAFT JUNIOR HIGH

	INDIAN-ALASKAN (4)		ASIAN (3,7,8)		BLACK / NEGRO (2)		CAUCASIAN-WHITE (1 & 6)		HISPANIC (0)		OTHER		* TOTAL *	
	BOYS	GIRLS	BOYS	GIRLS	BOYS	GIRLS	BOYS	GIRLS	BOYS	GIRLS	BOYS	GIRLS	BOYS	GIRLS
NON-GRADED	0	0	0	0	0	0	0	0	0	0	0	0	0	0
KINDERGARTEN	0	0	0	0	0	0	0	0	0	0	0	0	0	0
GRADE 1	0	0	0	0	0	0	0	0	0	0	0	0	0	0
GRADE 2	0	0	0	0	0	0	0	0	0	0	0	0	0	0
GRADE 3	0	0	0	0	0	0	0	0	0	0	0	0	0	0
GRADE 4	0	0	0	0	0	0	0	0	0	0	0	0	0	0
GRADE 5	0	0	0	0	0	0	0	0	0	0	0	0	0	0
GRADE 6	0	0	0	0	0	0	0	0	0	0	0	0	0	0
GRADE 7	1	0	1	4	1	4	23	18	2	2	0	0	28	28
GRADE 8	0	1	2	5	1	3	14	18	1	2	0	0	18	29
GRADE 9	0	0	2	2	2	3	19	13	0	1	0	0	23	19
GRADE 10	0	0	0	0	0	0	0	0	0	0	0	0	0	0
GRADE 11	0	0	0	0	0	0	0	0	0	0	0	0	0	0
GRADE 12	0	0	0	0	0	0	0	0	0	0	0	0	0	0
SUB TOTAL	1	1	5	11	4	10	56	49	3	5	0	0	69	76
*** TOTAL ***	2		16		14		105		8		0		145	
% OF TOTAL	1.38		11.03		9.66		72.41		5.52		.00		100.00	

LOCATION 328 WANGENHEIM JUNIOR HIGH

	INDIAN-ALASKAN (4)		ASIAN (3,7,8)		BLACK / NEGRO (2)		CAUCASIAN-WHITE (1 & 6)		HISPANIC (0)		OTHER		* TOTAL *	
	BOYS	GIRLS	BOYS	GIRLS	BOYS	GIRLS	BOYS	GIRLS	BOYS	GIRLS	BOYS	GIRLS	BOYS	GIRLS
NON-GRADED	0	0	0	0	0	0	0	0	0	0	0	0	0	0
KINDERGARTEN	0	0	0	0	0	0	0	0	0	0	0	0	0	0
GRADE 1	0	0	0	0	0	0	0	0	0	0	0	0	0	0
GRADE 2	0	0	0	0	0	0	0	0	0	0	0	0	0	0
GRADE 3	0	0	0	0	0	0	0	0	0	0	0	0	0	0
GRADE 4	0	0	0	0	0	0	0	0	0	0	0	0	0	0
GRADE 5	0	0	0	0	0	0	0	0	0	0	0	0	0	0
GRADE 6	0	0	0	0	0	0	0	0	0	0	0	0	0	0
GRADE 7	0	0	22	9	4	5	62	39	4	7	0	0	92	60
GRADE 8	1	0	11	7	3	4	55	52	8	12	0	0	78	75
GRADE 9	0	0	0	0	0	0	0	0	0	0	0	0	0	0
GRADE 10	0	0	0	0	0	0	0	0	0	0	0	0	0	0
GRADE 11	0	0	0	0	0	0	0	0	0	0	0	0	0	0
GRADE 12	0	0	0	0	0	0	0	0	0	0	0	0	0	0
SUB TOTAL	1	0	33	16	7	9	117	91	12	19	0	0	170	135
*** TOTAL ***	1		49		16		208		31		0		305	
% OF TOTAL	.33		16.07		5.25		68.20		10.16		.00		100.01	

REPORT OF RACIAL AND ETHNIC DISTRIBUTION OF PUPILS

ITF REPORT 5/23/80

REPORT DATE 05/23/80

LOCATION 329 WILSON JUNIOR HIGH

	INDIAN-ALASKAN (4)		ASIAN (3,7,8)		BLACK / NEGRO (2)		CAUCASIAN-WHITE (1 & 6)		HISPANIC (0)		OTHER		* TOTAL *	
	BOYS	GIRLS	BOYS	GIRLS	BOYS	GIRLS	BOYS	GIRLS	BOYS	GIRLS	BOYS	GIRLS	BOYS	GIRLS
NON-GRADED	0	0	0	0	0	0	0	0	0	0	0	0	0	0
KINDERGARTEN	0	0	0	0	0	0	0	0	0	0	0	0	0	0
GRADE 1	0	0	0	0	0	0	0	0	0	0	0	0	0	0
GRADE 2	0	0	0	0	0	0	0	0	0	0	0	0	0	0
GRADE 3	0	0	0	0	0	0	0	0	0	0	0	0	0	0
GRADE 4	0	0	0	0	0	0	0	0	0	0	0	0	0	0
GRADE 5	0	0	0	0	0	0	0	0	0	0	0	0	0	0
GRADE 6	0	0	0	0	0	0	0	0	0	0	0	0	0	0
GRADE 7	0	0	8	2	7	4	27	22	21	12	0	0	63	40
GRADE 8	0	1	2	6	5	7	19	22	14	9	0	0	40	45
GRADE 9	1	0	7	8	6	3	16	21	13	11	0	0	43	43
GRADE 10	0	0	0	0	0	0	0	0	0	0	0	0	0	0
GRADE 11	0	0	0	0	0	0	0	0	0	0	0	0	0	0
GRADE 12	0	0	0	0	0	0	0	0	0	0	0	0	0	0
SUB TOTAL	1	1	17	16	18	14	62	65	48	32	0	0	146	128
*** TOTAL ***	2		33		32		127		80		0		274	
% OF TOTAL	.73		12.04		11.68		46.35		29.20		.00		100.00	

REPORT OF RACIAL AND ETHNIC DISTRIBUTION OF PUPILS

ITF REPORT 5/23/80

LOCATION 332 CLAIREMONT SENIOR HIGH

	INDIAN-ALASKAN (4)		ASIAN (3,7,8)		BLACK / NEGRO (2)		CAUCASIAN-WHITE (1 & 6)		HISPANIC (0)		OTHER		* TOTAL *	
	BOYS	GIRLS	BOYS	GIRLS	BOYS	GIRLS	BOYS	GIRLS	BOYS	GIRLS	BOYS	GIRLS	BOYS	GIRLS
NON-GRADED	0	0	0	0	0	0	0	0	0	0	0	0	0	0
KINDERGARTEN	0	0	0	0	0	0	0	0	0	0	0	0	0	0
GRADE 1	0	0	0	0	0	0	0	0	0	0	0	0	0	0
GRADE 2	0	0	0	0	0	0	0	0	0	0	0	0	0	0
GRADE 3	0	0	0	0	0	0	0	0	0	0	0	0	0	0
GRADE 4	0	0	0	0	0	0	0	0	0	0	0	0	0	0
GRADE 5	0	0	0	0	0	0	0	0	0	0	0	0	0	0
GRADE 6	0	0	0	0	0	0	0	0	0	0	0	0	0	0
GRADE 7	0	0	0	0	0	0	0	0	0	0	0	0	0	0
GRADE 8	0	0	0	0	0	0	0	0	0	0	0	0	0	0
GRADE 9	0	0	0	0	0	0	0	0	0	0	0	0	0	0
GRADE 10	0	0	5	2	6	5	59	46	12	4	0	0	82	57
GRADE 11	0	1	1	1	9	5	61	44	6	2	0	0	77	53
GRADE 12	0	0	4	4	1	3	44	57	4	2	0	0	53	66
SUB TOTAL	0	1	10	7	16	13	164	147	22	8	0	0	212	176
*** TOTAL ***	1		17		29		311		30		0		388	
% OF TOTAL	.26		4.38		7.47		80.15		7.73		.00		99.99	

REPORT OF RACIAL AND ETHNIC DISTRIBUTION OF PUPILS

ITF REPORT 5/23/80

REPORT DATE 05/23/80

LOCATION 334 CRAWFORD SENIOR HIGH

	INDIAN-ALASKAN (4)		ASIAN (3,7,8)		BLACK / NEGRO (2)		CAUCASIAN-WHITE (1 & 6)		HISPANIC (0)		OTHER		* TOTAL *	
	BOYS	GIRLS	BOYS	GIRLS	BOYS	GIRLS	BOYS	GIRLS	BOYS	GIRLS	BOYS	GIRLS	BOYS	GIRLS
NON-GRADED	0	0	0	0	0	0	0	0	0	0	0	0	0	0
KINDERGARTEN	0	0	0	0	0	0	0	0	0	0	0	0	0	0
GRADE 1	0	0	0	0	0	0	0	0	0	0	0	0	0	0
GRADE 2	0	0	0	0	0	0	0	0	0	0	0	0	0	0
GRADE 3	0	0	0	0	0	0	0	0	0	0	0	0	0	0
GRADE 4	0	0	0	0	0	0	0	0	0	0	0	0	0	0
GRADE 5	0	0	0	0	0	0	0	0	0	0	0	0	0	0
GRADE 6	0	0	0	0	0	0	0	0	0	0	0	0	0	0
GRADE 7	0	0	0	0	0	0	0	0	0	0	0	0	0	0
GRADE 8	0	0	0	0	0	0	0	0	0	0	0	0	0	0
GRADE 9	0	0	0	0	0	0	0	0	0	0	0	0	0	0
GRADE 10	0	1	4	3	10	15	28	24	6	8	0	0	48	51
GRADE 11	0	0	2	3	5	8	36	31	3	8	0	0	46	50
GRADE 12	0	1	0	3	7	3	27	24	7	3	0	0	41	34
SUB TOTAL	0	2	6	9	22	26	91	79	16	19	0	0	135	135
*** TOTAL ***	2		15		48		170		35		0		270	
% OF TOTAL	.74		5.56		17.78		62.96		12.96		.00		100.00	

REPORT OF RACIAL AND ETHNIC DISTRIBUTION OF PUPILS

ITF REPORT 5/23/80

REPORT DATE 05/23/80

LOCATION 308 GOMPERS SECONDARY SCHOOL

	INDIAN-ALASKAN (4)		ASIAN (3,7,8)		BLACK / NEGRO (2)		CAUCASIAN-WHITE (1 & 6)		HISPANIC (0)		OTHER		* TOTAL *	
	BOYS	GIRLS	BOYS	GIRLS	BOYS	GIRLS	BOYS	GIRLS	BOYS	GIRLS	BOYS	GIRLS	BOYS	GIRLS
NON-GRADED	0	0	0	0	0	0	0	0	0	0	0	0	0	0
KINDERGARTEN	0	0	0	0	0	0	0	0	0	0	0	0	0	0
GRADE 1	0	0	0	0	0	0	0	0	0	0	0	0	0	0
GRADE 2	0	0	0	0	0	0	0	0	0	0	0	0	0	0
GRADE 3	0	0	0	0	0	0	0	0	0	0	0	0	0	0
GRADE 4	0	0	0	0	0	0	0	0	0	0	0	0	0	0
GRADE 5	0	0	0	0	0	0	0	0	0	0	0	0	0	0
GRADE 6	0	0	0	0	0	0	0	0	0	0	0	0	0	0
GRADE 7	0	0	0	0	12	12	8	4	0	1	0	0	20	17
GRADE 8	0	0	0	2	13	17	10	1	1	4	0	0	24	24
GRADE 9	0	0	0	0	2	3	4	0	0	0	0	0	6	3
GRADE 10	0	1	1	0	3	3	6	4	1	0	0	0	11	8
GRADE 11	0	0	1	0	1	0	3	1	0	0	0	0	5	1
GRADE 12	0	0	0	0	0	0	0	0	0	0	0	0	0	0
SUB TOTAL	0	1	2	2	31	35	31	10	2	5	0	0	66	53
*** TOTAL ***	1		4		66		41		7		0		119	
% OF TOTAL	.84		3.36		55.46		34.45		5.88		.00		99.99	

REPORT OF RACIAL AND ETHNIC DISTRIBUTION OF PUPILS

ITF REPORT 5/23/80

REPORT DATE 05/23/80

LOCATION 336 HENRY SENIOR HIGH

	INDIAN-ALASKAN (4)		ASIAN (3,7,8)		BLACK / NEGRO (2)		CAUCASIAN-WHITE (1 & 6)		HISPANIC (0)		OTHER		* TOTAL *	
	BOYS	GIRLS	BOYS	GIRLS	BOYS	GIRLS	BOYS	GIRLS	BOYS	GIRLS	BOYS	GIRLS	BOYS	GIRLS
NON-GRADED	0	0	1	1	0	0	0	0	0	0	0	0	1	1
KINDERGARTEN	0	0	0	0	0	0	0	0	0	0	0	0	0	0
GRADE 1	0	0	0	0	0	0	0	0	0	0	0	0	0	0
GRADE 2	0	0	0	0	0	0	0	0	0	0	0	0	0	0
GRADE 3	0	0	0	0	0	0	0	0	0	0	0	0	0	0
GRADE 4	0	0	0	0	0	0	0	0	0	0	0	0	0	0
GRADE 5	0	0	0	0	0	0	0	0	0	0	0	0	0	0
GRADE 6	0	0	0	0	0	0	0	0	0	0	0	0	0	0
GRADE 7	0	0	0	0	0	0	0	0	0	0	0	0	0	0
GRADE 8	0	0	0	0	0	0	0	0	0	0	0	0	0	0
GRADE 9	0	0	0	0	0	0	0	0	0	0	0	0	0	0
GRADE 10	0	0	6	4	11	8	89	77	9	10	0	0	115	99
GRADE 11	0	0	4	3	9	8	82	79	5	3	0	0	100	93
GRADE 12	0	0	4	1	11	16	86	63	5	5	0	0	106	85
SUB TOTAL	0	0	15	9	31	32	257	219	19	18	0	0	322	278
*** TOTAL ***	0		24		63		476		37		0		600	
% OF TOTAL	.00		4.00		10.50		79.33		6.17		.00		100.00	

REPORT OF RACIAL AND ETHNIC DISTRIBUTION OF PUPILS

ITF REPORT 5/23/80

REPORT DATE 05/23/80

LOCATION 338 HOOVER SENIOR HIGH

	INDIAN-ALASKAN (4)		ASIAN (3,7,8)		BLACK / NEGRO (2)		CAUCASIAN-WHITE (1 & 6)		HISPANIC (0)		OTHER		* TOTAL *	
	BOYS	GIRLS	BOYS	GIRLS	BOYS	GIRLS	BOYS	GIRLS	BOYS	GIRLS	BOYS	GIRLS	BOYS	GIRLS
NON-GRADED	0	0	0	0	0	0	0	0	0	0	0	0	0	0
KINDERGARTEN	0	0	0	0	0	0	0	0	0	0	0	0	0	0
GRADE 1	0	0	0	0	0	0	0	0	0	0	0	0	0	0
GRADE 2	0	0	0	0	0	0	0	0	0	0	0	0	0	0
GRADE 3	0	0	0	0	0	0	0	0	0	0	0	0	0	0
GRADE 4	0	0	0	0	0	0	0	0	0	0	0	0	0	0
GRADE 5	0	0	0	0	0	0	0	0	0	0	0	0	0	0
GRADE 6	0	0	0	0	0	0	0	0	0	0	0	0	0	0
GRADE 7	0	0	0	0	0	0	0	0	0	0	0	0	0	0
GRADE 8	0	0	0	0	0	0	0	0	0	0	0	0	0	0
GRADE 9	0	0	0	0	0	0	0	0	0	0	0	0	0	0
GRADE 10	0	0	3	2	1	2	26	21	14	14	0	0	44	39
GRADE 11	0	0	2	0	2	3	22	24	9	8	0	0	35	35
GRADE 12	0	0	1	1	3	0	16	17	9	8	0	0	29	26
SUB TOTAL	0	0	6	3	6	5	64	62	32	30	0	0	108	100
*** TOTAL ***	0		9		11		126		62		0		208	
% OF TOTAL	.00		4.33		5.29		60.58		29.81		.00		100.01	

LOCATION 340 KEARNY SENIOR HIGH

	INDIAN-ALASKAN (4)		ASIAN (3,7,8)		BLACK / NEGRO (2)		CAUCASIAN-WHITE (1 & 6)		HISPANIC (0)		OTHER		* TOTAL *	
	BOYS	GIRLS	BOYS	GIRLS	BOYS	GIRLS	BOYS	GIRLS	BOYS	GIRLS	BOYS	GIRLS	BOYS	GIRLS
NON-GRADED	0	0	0	0	0	0	0	0	0	0	0	0	0	0
KINDERGARTEN	0	0	0	0	0	0	0	0	0	0	0	0	0	0
GRADE 1	0	0	0	0	0	0	0	0	0	0	0	0	0	0
GRADE 2	0	0	0	0	0	0	0	0	0	0	0	0	0	0
GRADE 3	0	0	0	0	0	0	0	0	0	0	0	0	0	0
GRADE 4	0	0	0	0	0	0	0	0	0	0	0	0	0	0
GRADE 5	0	0	0	0	0	0	0	0	0	0	0	0	0	0
GRADE 6	0	0	0	0	0	0	0	0	0	0	0	0	0	0
GRADE 7	0	0	0	0	0	0	0	0	0	0	0	0	0	0
GRADE 8	0	0	0	0	0	0	0	0	0	0	0	0	0	0
GRADE 9	0	0	0	0	0	0	0	0	0	0	0	0	0	0
GRADE 10	0	0	21	21	10	7	41	36	14	11	0	0	86	75
GRADE 11	1	1	12	5	6	6	28	38	4	5	0	0	51	55
GRADE 12	0	0	8	5	6	12	45	38	6	7	0	0	65	62
SUB TOTAL	1	1	41	31	22	25	114	112	24	23	0	0	202	192
*** TOTAL ***	2		72		47		226		47		0		394	
% OF TOTAL	.51		18.27		11.93		57.36		11.93		.00		100.00	

REPORT OF RACIAL AND ETHNIC DISTRIBUTION OF PUPILS

ITF REPORT 5/23/80

REPORT DATE 05/23/80

LOCATION 342 LA JOLLA SENIOR HIGH

	INDIAN-ALASKAN (4)		ASIAN (3,7,8)		BLACK / NEGRO (2)		CAUCASIAN-WHITE (1 & 6)		HISPANIC (0)		OTHER		* TOTAL *	
	BOYS	GIRLS	BOYS	GIRLS	BOYS	GIRLS	BOYS	GIRLS	BOYS	GIRLS	BOYS	GIRLS	BOYS	GIRLS
NON-GRADED	0	0	0	0	0	0	0	0	0	0	0	0	0	0
KINDERGARTEN	0	0	0	0	0	0	0	0	0	0	0	0	0	0
GRADE 1	0	0	0	0	0	0	0	0	0	0	0	0	0	0
GRADE 2	0	0	0	0	0	0	0	0	0	0	0	0	0	0
GRADE 3	0	0	0	0	0	0	0	0	0	0	0	0	0	0
GRADE 4	0	0	0	0	0	0	0	0	0	0	0	0	0	0
GRADE 5	0	0	0	0	0	0	0	0	0	0	0	0	0	0
GRADE 6	0	0	0	0	0	0	0	0	0	0	0	0	0	0
GRADE 7	0	0	0	0	0	0	0	0	0	0	0	0	0	0
GRADE 8	0	0	0	0	0	0	0	0	0	0	0	0	0	0
GRADE 9	0	0	0	0	0	0	0	0	0	0	0	0	0	0
GRADE 10	0	0	2	2	0	0	36	44	4	4	0	0	42	50
GRADE 11	0	0	0	1	1	0	39	57	4	2	0	0	44	60
GRADE 12	0	0	1	0	1	1	34	39	1	2	0	0	37	42
SUB TOTAL	0	0	3	3	2	1	109	140	9	8	0	0	123	152
*** TOTAL ***	0		6		3		249		17		0		275	
% OF TOTAL	.00		2.18		1.09		90.55		6.18		.00		100.00	

LOCATION 344 LINCOLN SENIOR HIGH

	INDIAN-ALASKAN (4)		ASIAN (3,7,8)		BLACK / NEGRO (2)		CAUCASIAN-WHITE (1 & 6)		HISPANIC (0)		OTHER		* TOTAL *	
	BOYS	GIRLS	BOYS	GIRLS	BOYS	GIRLS	BOYS	GIRLS	BOYS	GIRLS	BOYS	GIRLS	BOYS	GIRLS
NON-GRADED	0	0	0	0	0	0	0	0	0	0	0	0	0	0
KINDERGARTEN	0	0	0	0	0	0	0	0	0	0	0	0	0	0
GRADE 1	0	0	0	0	0	0	0	0	0	0	0	0	0	0
GRADE 2	0	0	0	0	0	0	0	0	0	0	0	0	0	0
GRADE 3	0	0	0	0	0	0	0	0	0	0	0	0	0	0
GRADE 4	0	0	0	0	0	0	0	0	0	0	0	0	0	0
GRADE 5	0	0	0	0	0	0	0	0	0	0	0	0	0	0
GRADE 6	0	0	0	0	0	0	0	0	0	0	0	0	0	0
GRADE 7	0	0	0	0	0	0	0	0	0	0	0	0	0	0
GRADE 8	0	0	0	0	0	0	0	0	0	0	0	0	0	0
GRADE 9	0	0	0	1	12	15	0	0	4	2	0	0	16	18
GRADE 10	0	0	0	3	26	26	0	0	5	2	0	0	31	31
GRADE 11	0	0	0	3	19	29	1	0	4	2	0	0	24	34
GRADE 12	1	0	0	1	17	12	0	0	1	3	0	0	19	16
SUB TOTAL	1	0	0	8	74	82	1	0	14	9	0	0	90	99
*** TOTAL ***	1		8		156		1		23		0		189	
% OF TOTAL	.53		4.23		82.54		.53		12.17		.00		100.00	

11

SAN DIEGO CITY SCHOOLS
DATA SYSTEMS DEPARTMENT
SR304

REPORT OF RACIAL AND ETHNIC DISTRIBUTION OF PUPILS

ITF REPORT 5/23/80

REPORT DATE 05/23/80

LOCATION 346 MADISON SENIOR HIGH

	INDIAN-ALASKAN (4)		ASIAN (3,7,8)		BLACK / NEGRO (2)		CAUCASIAN-WHITE (1 & 6)		HISPANIC (0)		OTHER		* TOTAL *	
	BOYS	GIRLS	BOYS	GIRLS	BOYS	GIRLS	BOYS	GIRLS	BOYS	GIRLS	BOYS	GIRLS	BOYS	GIRLS
NON-GRADED	0	0	0	0	0	0	0	0	0	0	0	0	0	0
KINDERGARTEN	0	0	0	0	0	0	0	0	0	0	0	0	0	0
GRADE 1	0	0	0	0	0	0	0	0	0	0	0	0	0	0
GRADE 2	0	0	0	0	0	0	0	0	0	0	0	0	0	0
GRADE 3	0	0	0	0	0	0	0	0	0	0	0	0	0	0
GRADE 4	0	0	0	0	0	0	0	0	0	0	0	0	0	0
GRADE 5	0	0	0	0	0	0	0	0	0	0	0	0	0	0
GRADE 6	0	0	0	0	0	0	0	0	0	0	0	0	0	0
GRADE 7	0	0	0	0	0	0	0	0	0	0	0	0	0	0
GRADE 8	0	0	0	0	0	0	0	0	0	0	0	0	0	0
GRADE 9	0	0	0	0	0	0	0	0	0	0	0	0	0	0
GRADE 10	0	0	12	7	9	10	71	66	11	5	0	0	103	92
GRADE 11	0	0	10	8	4	17	52	50	7	3	0	0	73	78
GRADE 12	1	0	11	6	4	5	51	66	9	3	0	0	76	80
SUB TOTAL	1	0	33	21	17	32	174	182	27	15	0	0	252	250
*** TOTAL ***	1		54		49		356		42		0		502	
% OF TOTAL	.20		10.76		9.76		70.92		8.37		.00		100.01	

REPORT OF RACIAL AND ETHNIC DISTRIBUTION OF PUPILS

ITF REPORT 5/23/80

REPORT DATE 05/23/80

LOCATION 347 MADISON EVENING SENIOR HIGH

	INDIAN-ALASKAN (4)		ASIAN (3,7,8)		BLACK / NEGRO (2)		CAUCASIAN-WHITE (1 & 6)		HISPANIC (0)		OTHER		* TOTAL *	
	BOYS	GIRLS	BOYS	GIRLS	BOYS	GIRLS	BOYS	GIRLS	BOYS	GIRLS	BOYS	GIRLS	BOYS	GIRLS
NON-GRADED	0	0	0	0	0	0	0	0	0	0	0	0	0	0
KINDERGARTEN	0	0	0	0	0	0	0	0	0	0	0	0	0	0
GRADE 1	0	0	0	0	0	0	0	0	0	0	0	0	0	0
GRADE 2	0	0	0	0	0	0	0	0	0	0	0	0	0	0
GRADE 3	0	0	0	0	0	0	0	0	0	0	0	0	0	0
GRADE 4	0	0	0	0	0	0	0	0	0	0	0	0	0	0
GRADE 5	0	0	0	0	0	0	0	0	0	0	0	0	0	0
GRADE 6	0	0	0	0	0	0	0	0	0	0	0	0	0	0
GRADE 7	0	0	0	0	0	0	0	0	0	0	0	0	0	0
GRADE 8	0	0	0	0	0	0	0	0	0	0	0	0	0	0
GRADE 9	0	0	0	0	0	0	0	0	0	0	0	0	0	0
GRADE 10	0	0	0	0	0	0	2	4	0	0	0	0	2	4
GRADE 11	0	0	0	0	0	0	6	7	0	0	0	0	6	7
GRADE 12	0	0	0	0	0	0	9	5	0	0	0	0	9	5
SUB TOTAL	0	0	0	0	0	0	17	16	0	0	0	0	17	16
*** TOTAL ***	0		0		0		33		0		0		33	
% OF TOTAL	.00		.00		.00		100.00		.00		.00		100.00	

LOCATION 349 MIRA-MESA JR-SR HIGH

	INDIAN-ALASKAN (4)		ASIAN (3,7,8)		BLACK / NEGRO (2)		CAUCASIAN-WHITE (1 & 6)		HISPANIC (0)		OTHER		* TOTAL *	
	BOYS	GIRLS	BOYS	GIRLS	BOYS	GIRLS	BOYS	GIRLS	BOYS	GIRLS	BOYS	GIRLS	BOYS	GIRLS
NON-GRADED	0	0	0	0	0	0	0	0	0	0	0	0	0	0
KINDERGARTEN	0	0	0	0	0	0	0	0	0	0	0	0	0	0
GRADE 1	0	0	0	0	0	0	0	0	0	0	0	0	0	0
GRADE 2	0	0	0	0	0	0	0	0	0	0	0	0	0	0
GRADE 3	0	0	0	0	0	0	0	0	0	0	0	0	0	0
GRADE 4	0	0	0	0	0	0	0	0	0	0	0	0	0	0
GRADE 5	0	0	0	0	0	0	0	0	0	0	0	0	0	0
GRADE 6	0	0	0	0	0	0	0	0	0	0	0	0	0	0
GRADE 7	0	0	0	0	0	0	0	0	0	0	0	0	0	0
GRADE 8	0	0	0	0	0	0	0	0	0	0	0	0	0	0
GRADE 9	0	0	14	10	5	4	56	51	9	7	0	0	84	72
GRADE 10	0	0	4	14	8	2	48	35	8	3	0	0	68	54
GRADE 11	0	0	6	6	4	8	53	40	6	6	0	0	69	60
GRADE 12	0	0	0	1	7	3	41	27	6	1	0	0	54	32
SUB TOTAL	0	0	24	31	24	17	198	153	29	17	0	0	275	218
*** TOTAL ***	0		55		41		351		46		0		493	
% OF TOTAL	.00		11.16		8.32		71.20		9.33		.00		100.01	

LOCATION 350 MISSION BAY SENIOR HIGH

	INDIAN-ALASKAN (4)		ASIAN (3,7,8)		BLACK / NEGRO (2)		CAUCASIAN-WHITE (1 & 6)		HISPANIC (0)		OTHER		* TOTAL *	
	BOYS	GIRLS	BOYS	GIRLS	BOYS	GIRLS	BOYS	GIRLS	BOYS	GIRLS	BOYS	GIRLS	BOYS	GIRLS
NON-GRADED	0	0	0	0	0	0	0	0	0	0	0	0	0	0
KINDERGARTEN	0	0	0	0	0	0	0	0	0	0	0	0	0	0
GRADE 1	0	0	0	0	0	0	0	0	0	0	0	0	0	0
GRADE 2	0	0	0	0	0	0	0	0	0	0	0	0	0	0
GRADE 3	0	0	0	0	0	0	0	0	0	0	0	0	0	0
GRADE 4	0	0	0	0	0	0	0	0	0	0	0	0	0	0
GRADE 5	0	0	0	0	0	0	0	0	0	0	0	0	0	0
GRADE 6	0	0	0	0	0	0	0	0	0	0	0	0	0	0
GRADE 7	0	0	0	0	0	0	0	0	0	0	0	0	0	0
GRADE 8	0	0	0	0	0	0	0	0	0	0	0	0	0	0
GRADE 9	0	0	0	0	0	0	0	0	0	0	0	0	0	0
GRADE 10	0	0	2	2	2	1	30	50	5	5	0	0	39	58
GRADE 11	0	0	0	0	2	1	40	37	2	2	0	0	44	40
GRADE 12	0	0	2	1	2	0	30	31	3	3	0	0	37	35
SUB TOTAL	0	0	4	3	6	2	100	118	10	10	0	0	120	133
*** TOTAL ***	0		7		8		218		20		0		253	
% OF TOTAL	.00		2.77		3.16		86.17		7.91		.00		100.01	

LOCATION 352 MORSE SENIOR HIGH

	INDIAN-ALASKAN (4)		ASIAN (3,7,8)		BLACK / NEGRO (2)		CAUCASIAN-WHITE (1 & 6)		HISPANIC (0)		OTHER		* TOTAL *	
	BOYS	GIRLS	BOYS	GIRLS	BOYS	GIRLS	BOYS	GIRLS	BOYS	GIRLS	BOYS	GIRLS	BOYS	GIRLS
NON-GRADED	0	0	0	0	0	0	0	0	0	0	0	0	0	0
KINDERGARTEN	0	0	0	0	0	0	0	0	0	0	0	0	0	0
GRADE 1	0	0	0	0	0	0	0	0	0	0	0	0	0	0
GRADE 2	0	0	0	0	0	0	0	0	0	0	0	0	0	0
GRADE 3	0	0	0	0	0	0	0	0	0	0	0	0	0	0
GRADE 4	0	0	0	0	0	0	0	0	0	0	0	0	0	0
GRADE 5	0	0	0	0	0	0	0	0	0	0	0	0	0	0
GRADE 6	0	0	0	0	0	0	0	0	0	0	0	0	0	0
GRADE 7	0	0	0	0	0	0	0	0	0	0	0	0	0	0
GRADE 8	0	0	0	0	0	0	0	0	0	0	0	0	0	0
GRADE 9	0	0	0	0	0	0	0	0	1	0	0	0	1	0
GRADE 10	0	0	11	11	38	36	21	8	11	12	0	0	81	67
GRADE 11	0	0	9	5	31	23	7	10	8	3	0	0	55	41
GRADE 12	0	0	9	11	15	23	6	2	11	6	0	0	41	42
SUB TOTAL	0	0	29	27	84	82	34	20	31	21	0	0	178	150
*** TOTAL ***	0		56		166		54		52		0		328	
% OF TOTAL	.00		17.07		50.61		16.46		15.85		.00		99.99	

LOCATION 353 CREATIVE AND PERFORMING ARTS

	INDIAN-ALASKAN (4)		ASIAN (3,7,8)		BLACK / NEGRO (2)		CAUCASIAN-WHITE (1 & 6)		HISPANIC (0)		OTHER		* TOTAL *	
	BOYS	GIRLS	BOYS	GIRLS	BOYS	GIRLS	BOYS	GIRLS	BOYS	GIRLS	BOYS	GIRLS	BOYS	GIRLS
NON-GRADED	0	0	0	0	0	0	0	0	0	0	0	0	0	0
KINDERGARTEN	0	0	0	0	0	0	0	0	0	0	0	0	0	0
GRADE 1	0	0	0	0	0	0	0	0	0	0	0	0	0	0
GRADE 2	0	0	0	0	0	0	0	0	0	0	0	0	0	0
GRADE 3	0	0	0	0	0	0	0	0	0	0	0	0	0	0
GRADE 4	0	0	0	0	0	3	2	4	1	1	0	0	3	8
GRADE 5	0	0	0	0	1	0	5	3	0	1	0	0	6	4
GRADE 6	0	0	0	0	0	1	2	6	0	1	0	0	2	8
GRADE 7	0	0	0	0	1	2	3	5	0	1	0	0	4	8
GRADE 8	0	0	0	0	0	2	3	3	0	2	0	0	3	7
GRADE 9	0	0	0	0	0	1	0	5	0	1	0	0	0	7
GRADE 10	0	0	0	0	0	0	0	0	0	0	0	0	0	0
GRADE 11	0	0	0	0	0	0	0	0	0	0	0	0	0	0
GRADE 12	0	0	0	0	0	0	0	0	0	0	0	0	0	0
SUB TOTAL	0	0	0	0	2	9	15	26	1	7	0	0	18	42
*** TOTAL ***	0		0		11		41		8		0		60	
% OF TOTAL	.00		.00		18.33		68.33		13.33		.00		99.99	

REPORT OF RACIAL AND ETHNIC DISTRIBUTION OF PUPILS

ITF REPORT 5/23/80

REPORT DATE 05/23/80

CATION 354 POINT LOMA SENIOR HIGH

	INDIAN-ALASKAN (4)		ASIAN (3,7,8)		BLACK / NEGRO (2)		CAUCASIAN-WHITE (1 & 6)		HISPANIC (0)		OTHER		* TOTAL *	
	BOYS	GIRLS	BOYS	GIRLS	BOYS	GIRLS	BOYS	GIRLS	BOYS	GIRLS	BOYS	GIRLS	BOYS	GIRLS
-GRADED	0	0	0	0	0	0	0	1	0	2	0	0	0	3
DERGARTEN	0	0	0	0	0	0	0	0	0	0	0	0	0	0
DE 1	0	0	0	0	0	0	0	0	0	0	0	0	0	0
DE 2	0	0	0	0	0	0	0	0	0	0	0	0	0	0
DE 3	0	0	0	0	0	0	0	0	0	0	0	0	0	0
DE 4	0	0	0	0	0	0	0	0	0	0	0	0	0	0
DE 5	0	0	0	0	0	0	0	0	0	0	0	0	0	0
DE 6	0	0	0	0	0	0	0	0	0	0	0	0	0	0
DE 7	0	0	0	0	0	0	0	0	0	0	0	0	0	0
DE 8	0	0	0	0	0	0	0	0	0	0	0	0	0	0
DE 9	0	0	0	0	0	0	0	0	0	0	0	0	0	0
DE 10	0	0	0	1	4	2	36	29	8	7	0	0	48	39
DE 11	0	1	1	0	2	4	43	45	7	3	0	0	53	53
DE 12	0	0	1	0	4	2	43	26	0	3	0	0	48	31
UB TOTAL	0	1	2	1	10	8	122	101	15	15	0	0	149	126
** TOTAL ***	1		3		18		223		30		0		275	
% OF TOTAL	.36		1.09		6.55		81.09		10.91		.00		100.00	

REPORT OF RACIAL AND ETHNIC DISTRIBUTION OF PUPILS

ITF REPORT 5/23/80

REPORT DATE 05/23/80

LOCATION 356 SAN DIEGO SENIOR HIGH

	INDIAN-ALASKAN (4)		ASIAN (3,7,8)		BLACK / NEGRO (2)		CAUCASIAN-WHITE (1 & 6)		HISPANIC (0)		OTHER		* TOTAL *	
	BOYS	GIRLS	BOYS	GIRLS	BOYS	GIRLS	BOYS	GIRLS	BOYS	GIRLS	BOYS	GIRLS	BOYS	GIRLS
NON-GRADED	0	0	0	0	0	0	0	0	0	0	0	0	0	0
KINDERGARTEN	0	0	0	0	0	0	0	0	0	0	0	0	0	0
GRADE 1	0	0	0	0	0	0	0	0	0	0	0	0	0	0
GRADE 2	0	0	0	0	0	0	0	0	0	0	0	0	0	0
GRADE 3	0	0	0	0	0	0	0	0	0	0	0	0	0	0
GRADE 4	0	0	0	0	0	0	0	0	0	0	0	0	0	0
GRADE 5	0	0	0	0	0	0	0	0	0	0	0	0	0	0
GRADE 6	0	0	0	0	0	0	0	0	0	0	0	0	0	0
GRADE 7	0	0	0	0	0	0	0	0	0	0	0	0	0	0
GRADE 8	0	0	0	0	0	0	0	0	0	0	0	0	0	0
GRADE 9	0	0	0	0	0	0	0	0	0	0	0	0	0	0
GRADE 10	0	0	2	3	15	9	9	11	31	28	0	0	57	51
GRADE 11	0	0	2	1	12	6	12	9	28	26	0	0	54	42
GRADE 12	0	0	1	1	2	11	7	4	20	19	0	0	30	35
SUB TOTAL	0	0	5	5	29	26	28	24	79	73	0	0	141	128
*** TOTAL ***	0		10		55		52		152		0		269	
% OF TOTAL	.00		3.72		20.45		19.33		56.51		.00		100.01	

LOCATION 357 SERRA JR-SR HIGH

	INDIAN-ALASKAN (4)		ASIAN (3,7,8)		BLACK / NEGRO (2)		CAUCASIAN-WHITE (1 & 6)		HISPANIC (0)		OTHER		* TOTAL *	
	BOYS	GIRLS	BOYS	GIRLS	BOYS	GIRLS	BOYS	GIRLS	BOYS	GIRLS	BOYS	GIRLS	BOYS	GIRLS
UN-GRADED	0	0	0	0	0	0	0	0	0	0	0	0	0	0
KINDERGARTEN	0	0	0	0	0	0	0	0	0	0	0	0	0	0
GRADE 1	0	0	0	0	0	0	0	0	0	0	0	0	0	0
GRADE 2	0	0	0	0	0	0	0	0	0	0	0	0	0	0
GRADE 3	0	0	0	0	0	0	0	0	0	0	0	0	0	0
GRADE 4	0	0	0	0	0	0	0	0	0	0	0	0	0	0
GRADE 5	0	0	0	0	0	0	0	0	0	0	0	0	0	0
GRADE 6	0	0	0	0	0	0	0	0	0	0	0	0	0	0
GRADE 7	0	0	0	0	0	0	0	0	0	0	0	0	0	0
GRADE 8	0	0	2	9	4	6	36	36	5	5	0	0	47	56
GRADE 9	0	0	3	7	2	0	29	39	4	2	0	0	38	48
GRADE 10	0	0	8	4	1	3	29	51	1	4	0	0	39	62
GRADE 11	0	0	0	5	2	4	24	22	3	3	0	0	29	34
GRADE 12	0	0	0	3	2	1	20	26	3	1	0	0	25	31
SUB TOTAL	0	0	13	28	11	14	138	174	16	15	0	0	178	231
*** TOTAL ***	0		41		25		312		31		0		409	
% OF TOTAL	.00		10.02		6.11		76.28		7.58		.00		99.99	

REPORT OF RACIAL AND ETHNIC DISTRIBUTION OF PUPILS

ITF REPORT 5/23/80

REPORT DATE 05/23/80

LOCATION 358 WRIGHT BROS CAREER HIGH

	INDIAN-ALASKAN (4)		ASIAN (3,7,8)		BLACK / NEGRO (2)		CAUCASIAN-WHITE (1 & 6)		HISPANIC (0)		OTHER		* TOTAL *	
	BOYS	GIRLS	BOYS	GIRLS	BOYS	GIRLS	BOYS	GIRLS	BOYS	GIRLS	BOYS	GIRLS	BOYS	GIRLS
NON-GRADED	0	0	0	0	0	0	0	0	0	0	0	0	0	0
KINDERGARTEN	0	0	0	0	0	0	0	0	0	0	0	0	0	0
GRADE 1	0	0	0	0	0	0	0	0	0	0	0	0	0	0
GRADE 2	0	0	0	0	0	0	0	0	0	0	0	0	0	0
GRADE 3	0	0	0	0	0	0	0	0	0	0	0	0	0	0
GRADE 4	0	0	0	0	0	0	0	0	0	0	0	0	0	0
GRADE 5	0	0	0	0	0	0	0	0	0	0	0	0	0	0
GRADE 6	0	0	0	0	0	0	0	0	0	0	0	0	0	0
GRADE 7	0	0	0	0	0	0	0	0	0	0	0	0	0	0
GRADE 8	0	0	0	0	0	0	0	0	0	0	0	0	0	0
GRADE 9	1	1	0	0	1	1	3	2	0	3	0	0	5	7
GRADE 10	0	1	0	0	3	2	6	1	1	0	0	0	10	4
GRADE 11	0	0	0	0	2	1	2	6	0	3	0	0	4	10
GRADE 12	0	0	0	0	0	1	5	3	0	2	0	0	5	6
SUB TOTAL	1	2	0	0	6	5	16	12	1	8	0	0	24	27
*** TOTAL ***	3		0		11		28		9		0		51	
% OF TOTAL	5.88		.00		21.57		54.90		17.65		.00		100.00	

REPORT OF RACIAL AND ETHNIC DISTRIBUTION OF PUPILS

ITF REPORT 5/23/80

REPORT DATE 05/23/80

LOCATION 362 TWAIN IND LRNG CNTR

	INDIAN-ALASKAN (4)		ASIAN (3,7,8)		BLACK / NEGRO (2)		CAUCASIAN-WHITE (1 & 6)		HISPANIC (0)		OTHER		* TOTAL *	
	BOYS	GIRLS	BOYS	GIRLS	BOYS	GIRLS	BOYS	GIRLS	BOYS	GIRLS	BOYS	GIRLS	BOYS	GIRLS
UN-GRADED	0	0	0	0	0	0	0	0	0	0	0	0	0	0
KINDERGARTEN	0	0	0	0	0	0	0	0	0	0	0	0	0	0
GRADE 1	0	0	0	0	0	0	0	0	0	0	0	0	0	0
GRADE 2	0	0	0	0	0	0	0	0	0	0	0	0	0	0
GRADE 3	0	0	0	0	0	0	0	0	0	0	0	0	0	0
GRADE 4	0	0	0	0	0	0	0	0	0	0	0	0	0	0
GRADE 5	0	0	0	0	0	0	0	0	0	0	0	0	0	0
GRADE 6	0	0	0	0	0	0	0	0	0	0	0	0	0	0
GRADE 7	0	0	0	0	1	0	1	0	1	0	0	0	3	0
GRADE 8	0	0	0	0	1	0	4	4	0	0	0	0	5	4
GRADE 9	0	0	0	1	2	1	16	10	3	3	0	0	21	15
GRADE 10	0	0	0	0	3	3	13	12	2	3	0	0	18	18
GRADE 11	0	0	0	1	1	0	3	2	0	1	0	0	4	4
GRADE 12	0	1	0	0	1	0	1	0	0	0	0	0	2	1
SUB TOTAL	0	1	0	2	9	4	38	28	6	7	0	0	53	42
*** TOTAL ***	1		2		13		66		13		0		95	
% OF TOTAL	1.05		2.11		13.68		69.47		13.68		.00		99.99	

LOCATION 366 GARFIELD INDEPENDENT LRNG CNTR

	INDIAN-ALASKAN (4)		ASIAN (3,7,8)		BLACK / NEGRO (2)		CAUCASIAN-WHITE (1 & 6)		HISPANIC (0)		OTHER		* TOTAL *	
	BOYS	GIRLS	BOYS	GIRLS	BOYS	GIRLS	BOYS	GIRLS	BOYS	GIRLS	BOYS	GIRLS	BOYS	GIRLS
UN-GRADED	0	0	0	0	0	0	0	0	0	0	0	0	0	0
KINDERGARTEN	0	0	0	0	0	0	0	0	0	0	0	0	0	0
GRADE 1	0	0	0	0	0	0	0	0	0	0	0	0	0	0
GRADE 2	0	0	0	0	0	0	0	0	0	0	0	0	0	0
GRADE 3	0	0	0	0	0	0	0	0	0	0	0	0	0	0
GRADE 4	0	0	0	0	0	0	0	0	0	0	0	0	0	0
GRADE 5	0	0	0	0	0	0	0	0	0	0	0	0	0	0
GRADE 6	0	0	0	0	0	0	0	0	0	0	0	0	0	0
GRADE 7	0	0	0	0	0	0	1	0	0	0	0	0	1	0
GRADE 8	0	0	0	0	0	0	1	0	0	0	0	0	1	0
GRADE 9	0	0	0	0	6	3	11	6	1	3	0	0	18	12
GRADE 10	0	0	0	2	1	2	4	9	3	5	0	0	8	18
GRADE 11	0	0	0	0	1	1	10	15	1	1	0	0	12	17
GRADE 12	0	0	0	0	1	1	2	4	0	1	0	0	3	6
SUB TOTAL	0	0	0	2	9	7	29	34	5	10	0	0	43	53
*** TOTAL ***	0		2		16		63		15		0		96	
% OF TOTAL	.00		2.08		16.67		65.63		15.63		.00		100.01	

LOCATION 369 MUIR ALTERNATIVE

	INDIAN-ALASKAN (4)		ASIAN (3,7,8)		BLACK / NEGRO (2)		CAUCASIAN-WHITE (1 & 6)		HISPANIC (0)		OTHER		* TOTAL *	
	BOYS	GIRLS	BOYS	GIRLS	BOYS	GIRLS	BOYS	GIRLS	BOYS	GIRLS	BOYS	GIRLS	BOYS	GIRLS
NON-GRADED	0	0	0	0	0	0	0	0	0	0	0	0	0	0
KINDERGARTEN	0	0	0	0	0	0	0	0	0	0	0	0	0	0
GRADE 1	0	0	0	0	0	0	2	1	0	0	0	0	2	1
GRADE 2	0	0	1	0	0	0	2	3	0	0	0	0	3	3
GRADE 3	0	1	0	0	0	0	0	4	0	0	0	0	0	5
GRADE 4	0	0	0	0	1	0	2	2	0	0	0	0	3	2
GRADE 5	0	1	0	0	0	0	1	1	0	0	0	0	1	2
GRADE 6	0	0	0	0	0	0	1	0	0	1	0	0	1	1
GRADE 7	0	1	1	0	0	1	2	0	2	0	0	0	5	2
GRADE 8	1	0	0	1	0	2	6	1	0	0	0	0	7	4
GRADE 9	0	0	0	0	0	0	0	1	0	1	0	0	0	2
GRADE 10	1	0	0	0	0	0	1	2	0	0	0	0	2	2
GRADE 11	0	0	0	0	0	0	1	2	1	0	0	0	2	2
GRADE 12	0	0	0	1	0	0	1	2	1	0	0	0	2	3
SUB TOTAL	2	3	2	2	1	3	19	19	4	2	0	0	28	29
*** TOTAL ***	5		4		4		38		6		0		57	
% OF TOTAL	8.77		7.02		7.02		66.67		10.53		.00		100.01	

SAN DIEGO CITY SCHOOLS
DATA SYSTEMS DEPARTMENT
SR304

REPORT OF RACIAL AND ETHNIC DISTRIBUTION OF PUPILS

ITF REPORT 5/23/80

REPORT DATE 05/23/80

LOCATION 382 HOMEBOUND

	INDIAN-ALASKAN (4)		ASIAN (3,7,8)		BLACK / NEGRO (2)		CAUCASIAN-WHITE (1 & 6)		HISPANIC (0)		OTHER		* TOTAL *	
	BOYS	GIRLS	BOYS	GIRLS	BOYS	GIRLS	BOYS	GIRLS	BOYS	GIRLS	BOYS	GIRLS	BOYS	GIRLS
NON-GRADED	0	0	0	0	0	1	0	0	0	0	0	0	0	1
KINDERGARTEN	0	0	0	0	0	0	0	0	0	0	0	0	0	0
GRADE 1	0	0	0	0	0	0	0	0	0	0	0	0	0	0
GRADE 2	0	0	0	0	0	0	0	1	0	0	0	0	0	1
GRADE 3	0	0	0	0	0	0	0	0	0	0	0	0	0	0
GRADE 4	0	0	0	0	0	0	0	0	0	0	0	0	0	0
GRADE 5	0	0	0	0	0	0	0	0	0	0	0	0	0	0
GRADE 6	0	0	0	0	0	0	0	0	0	0	0	0	0	0
GRADE 7	0	0	0	0	0	1	0	1	0	0	0	0	0	2
GRADE 8	0	0	0	0	0	0	0	0	0	0	0	0	0	0
GRADE 9	0	0	0	0	0	2	1	3	0	0	0	0	1	5
GRADE 10	0	0	0	0	0	2	1	2	0	0	0	0	1	4
GRADE 11	0	0	0	1	0	3	0	3	0	1	0	0	0	8
GRADE 12	0	0	0	0	0	1	1	2	0	0	0	0	1	3
SUB TOTAL	0	0	0	1	0	10	3	12	0	1	0	0	3	24
*** TOTAL ***	0		1		10		15		1		0		27	
% OF TOTAL	.00		3.70		37.04		55.56		3.70		.00		100.00	

REPORT OF RACIAL AND ETHNIC DISTRIBUTION OF PUPILS

ITF REPORT 5/23/80

REPORT DATE 05/23/80

CATION 383 PHYS HANDIC/REG DAY ✓

	INDIAN-ALASKAN (4)		ASIAN (3,7,8)		BLACK / NEGRO (2)		CAUCASIAN-WHITE (1 & 6)		HISPANIC (0)		OTHER		* TOTAL *	
	BOYS	GIRLS	BOYS	GIRLS	BOYS	GIRLS	BOYS	GIRLS	BOYS	GIRLS	BOYS	GIRLS	BOYS	GIRLS
-GRADED	0	0	0	0	0	0	0	0	0	0	0	0	0	0
DERGARTEN	0	0	0	0	0	0	0	0	0	0	0	0	0	0
ADE 1	0	0	0	0	0	0	0	0	0	0	0	0	0	0
ADE 2	0	0	0	0	0	0	0	0	0	0	0	0	0	0
ADE 3	0	0	0	0	0	0	0	0	0	0	0	0	0	0
ADE 4	0	0	0	0	0	0	0	0	0	0	0	0	0	0
ADE 5	0	0	0	0	0	0	0	0	0	0	0	0	0	0
ADE 6	0	0	0	0	0	0	0	0	0	0	0	0	0	0
ADE 7	0	0	0	0	0	0	0	0	0	0	0	0	0	0
ADE 8	0	0	0	0	0	0	0	0	0	0	0	0	0	0
ADE 9	0	0	0	0	0	0	0	0	0	0	0	0	0	0
ADE 10	0	0	0	0	0	0	0	0	0	0	0	0	0	0
ADE 11	0	0	0	0	0	0	0	1	0	0	0	0	0	1
ADE 12	0	0	0	0	0	0	0	0	0	0	0	0	0	0
SUB TOTAL	0	0	0	0	0	0	0	1	0	0	0	0	0	1
*** TOTAL ***	0		0		0		1		0		0		1	
% OF TOTAL	.00		.00		.00		100.00		.00		.00		100.00	

LOCATION 385 EH LICENSED INSTITUTIONS

	INDIAN-ALASKAN (4)		ASIAN (3,7,8)		BLACK / NEGRO (2)		CAUCASIAN-WHITE (1 & 6)		HISPANIC (0)		OTHER		* TOTAL *	
	BOYS	GIRLS	BOYS	GIRLS	BOYS	GIRLS	BOYS	GIRLS	BOYS	GIRLS	BOYS	GIRLS	BOYS	GIRLS
UN-GRADED	0	0	0	0	2	0	5	1	0	0	0	0	7	1
KINDERGARTEN	0	0	0	0	0	0	0	0	0	0	0	0	0	0
GRADE 1	0	0	0	0	0	0	2	0	1	0	0	0	3	0
GRADE 2	0	0	0	0	0	0	1	2	0	0	0	0	1	2
GRADE 3	0	0	0	0	0	1	2	1	1	0	0	0	3	2
GRADE 4	0	0	0	0	0	0	1	0	0	0	0	0	1	0
GRADE 5	0	0	0	0	0	0	4	0	0	0	0	0	4	0
GRADE 6	0	0	0	0	0	0	3	0	0	1	0	0	3	1
GRADE 7	0	0	0	0	0	0	3	2	0	0	0	0	3	2
GRADE 8	0	0	0	0	0	0	1	3	0	1	0	0	1	4
GRADE 9	0	0	0	0	0	1	2	1	0	0	0	0	2	2
GRADE 10	0	0	0	0	1	0	2	6	1	0	0	0	4	6
GRADE 11	0	0	0	0	2	2	2	1	0	0	0	0	4	3
GRADE 12	0	0	0	0	1	0	3	0	0	0	0	0	4	0
SUB TOTAL	0	0	0	0	6	4	31	17	3	2	0	0	40	23
*** TOTAL ***	0		0		10		48		5		0		63	
% OF TOTAL	.00		.00		15.87		76.19		7.94		.00		100.00	

REPORT OF RACIAL AND ETHNIC DISTRIBUTION OF PUPILS

ITF REPORT 5/23/80

REPORT DATE 05/23/80

LOCATION 387 REVERE DEV CENTER

	INDIAN-ALASKAN (4)		ASIAN (3,7,8)		BLACK / NEGRO (2)		CAUCASIAN-WHITE (1 & 6)		HISPANIC (0)		OTHER		* TOTAL *	
	BOYS	GIRLS	BOYS	GIRLS	BOYS	GIRLS	BOYS	GIRLS	BOYS	GIRLS	BOYS	GIRLS	BOYS	GIRLS
NON-GRADED	0	0	0	1	2	4	17	6	3	3	0	0	22	14
KINDERGARTEN	0	0	0	0	0	0	0	0	0	0	0	0	0	0
GRADE 1	0	0	0	0	0	0	0	0	0	0	0	0	0	0
GRADE 2	0	0	0	0	0	0	0	0	0	0	0	0	0	0
GRADE 3	0	0	0	0	0	0	0	0	0	0	0	0	0	0
GRADE 4	0	0	0	0	0	0	0	0	0	0	0	0	0	0
GRADE 5	0	0	0	0	0	0	0	0	0	0	0	0	0	0
GRADE 6	0	0	0	0	0	0	0	0	0	0	0	0	0	0
GRADE 7	0	0	0	0	0	0	0	0	0	0	0	0	0	0
GRADE 8	0	0	0	0	0	0	0	0	0	0	0	0	0	0
GRADE 9	0	0	0	0	0	0	0	0	0	0	0	0	0	0
GRADE 10	0	0	0	0	0	0	0	0	0	0	0	0	0	0
GRADE 11	0	0	0	0	0	0	0	0	0	0	0	0	0	0
GRADE 12	0	0	0	0	0	0	0	0	0	0	0	0	0	0
SUB TOTAL	0	0	0	1	2	4	17	6	3	3	0	0	22	14
*** TOTAL ***	0		1		6		23		6		0		36	
% OF TOTAL	.00		2.78		16.67		63.89		16.67		.00		100.01	

SAN DIEGO CITY SCHOOLS
DATA SYSTEMS DEPARTMENT
SR304

REPORT OF RACIAL AND ETHNIC DISTRIBUTION OF PUPILS

ITF REPORT 5/23/80

REPORT DATE 05/23/80

LOCATION 389 NON-PUBLIC SCHOOLS

	INDIAN-ALASKAN (4)		ASIAN (3,7,8)		BLACK / NEGRO (2)		CAUCASIAN-WHITE (1 & 6)		HISPANIC (0)		OTHER		* TOTAL *	
	BOYS	GIRLS	BOYS	GIRLS	BOYS	GIRLS	BOYS	GIRLS	BOYS	GIRLS	BOYS	GIRLS	BOYS	GIRLS
UN-GRADED	0	0	0	0	1	0	1	2	1	0	0	0	3	2
KINDERGARTEN	0	0	0	0	0	0	0	0	0	0	0	0	0	0
GRADE 1	0	0	0	0	0	0	2	0	0	0	0	0	2	0
GRADE 2	0	0	0	0	0	0	3	0	0	0	0	0	3	0
GRADE 3	0	0	0	0	0	0	1	0	0	0	0	0	1	0
GRADE 4	0	0	0	0	0	0	2	0	0	0	0	0	2	0
GRADE 5	0	0	0	0	0	0	2	0	0	0	0	0	2	0
GRADE 6	0	0	0	0	0	0	1	1	0	0	0	0	1	1
GRADE 7	0	0	0	0	1	1	2	0	0	0	0	0	3	1
GRADE 8	0	0	0	0	0	1	0	0	0	0	0	0	0	1
GRADE 9	0	0	0	0	0	0	6	0	0	0	0	0	6	0
GRADE 10	0	0	0	0	0	0	1	0	0	0	0	0	1	0
GRADE 11	0	0	0	0	0	0	0	0	0	0	0	0	0	0
GRADE 12	0	0	0	0	0	0	0	0	0	0	0	0	0	0
SUB TOTAL	0	0	0	0	2	2	21	3	1	0	0	0	24	5
*** TOTAL ***	0		0		4		24		1		0		29	
% OF TOTAL	.00		.00		13.79		82.76		3.45		.00		100.00	

LOCATION 306 FARB MIDDLE

	INDIAN-ALASKAN (4)		ASIAN (3,7,8)		BLACK / NEGRO (2)		CAUCASIAN-WHITE (1 & 6)		HISPANIC (0)		OTHER		* TOTAL *	
	BOYS	GIRLS	BOYS	GIRLS	BOYS	GIRLS	BOYS	GIRLS	BOYS	GIRLS	BOYS	GIRLS	BOYS	GIRLS
NON-GRADED	0	0	0	0	0	0	0	0	0	0	0	0	0	0
KINDERGARTEN	0	0	0	0	0	0	0	0	0	0	0	0	0	0
GRADE 1	0	0	0	0	0	0	0	0	0	0	0	0	0	0
GRADE 2	0	0	0	0	0	0	0	0	0	0	0	0	0	0
GRADE 3	0	0	0	0	0	0	0	0	0	0	0	0	0	0
GRADE 4	0	0	0	0	0	0	0	0	0	0	0	0	0	0
GRADE 5	0	0	0	0	0	0	0	0	0	0	0	0	0	0
GRADE 6	0	0	3	2	4	2	45	37	0	8	0	0	52	49
GRADE 7	0	0	8	6	4	5	38	43	1	3	0	0	51	57
GRADE 8	0	0	0	0	0	0	0	0	0	0	0	0	0	0
GRADE 9	0	0	0	0	0	0	0	0	0	0	0	0	0	0
GRADE 10	0	0	0	0	0	0	0	0	0	0	0	0	0	0
GRADE 11	0	0	0	0	0	0	0	0	0	0	0	0	0	0
GRADE 12	0	0	0	0	0	0	0	0	0	0	0	0	0	0
SUB TOTAL	0	0	11	8	8	7	83	80	1	11	0	0	103	106
*** TOTAL ***	0		19		15		163		12		0		209	
% OF TOTAL	.00		9.09		7.18		77.99		5.74		.00		100.00	

LOCATION 337 HENRY EVENING SENIOR HIGH

	INDIAN-ALASKAN (4)		ASIAN (3,7,8)		BLACK / NEGRO (2)		CAUCASIAN-WHITE (1 & 6)		HISPANIC (0)		OTHER		* TOTAL *	
	BOYS	GIRLS	BOYS	GIRLS	BOYS	GIRLS	BOYS	GIRLS	BOYS	GIRLS	BOYS	GIRLS	BOYS	GIRLS
NON-GRADED	0	0	0	0	0	0	0	0	0	0	0	0	0	0
KINDERGARTEN	0	0	0	0	0	0	0	0	0	0	0	0	0	0
GRADE 1	0	0	0	0	0	0	0	0	0	0	0	0	0	0
GRADE 2	0	0	0	0	0	0	0	0	0	0	0	0	0	0
GRADE 3	0	0	0	0	0	0	0	0	0	0	0	0	0	0
GRADE 4	0	0	0	0	0	0	0	0	0	0	0	0	0	0
GRADE 5	0	0	0	0	0	0	0	0	0	0	0	0	0	0
GRADE 6	0	0	0	0	0	0	0	0	0	0	0	0	0	0
GRADE 7	0	0	0	0	0	0	0	0	0	0	0	0	0	0
GRADE 8	0	0	0	0	0	0	0	0	0	0	0	0	0	0
GRADE 9	0	0	0	0	0	0	0	0	0	0	0	0	0	0
GRADE 10	0	0	0	0	0	0	3	5	0	0	0	0	3	5
GRADE 11	0	0	0	0	0	0	6	4	1	1	0	0	7	5
GRADE 12	0	0	0	0	0	0	4	1	0	0	0	0	4	1
SUB TOTAL	0	0	0	0	0	0	13	10	1	1	0	0	14	11
*** TOTAL ***	0		0		0		23		2		0		25	
% OF TOTAL	.00		.00		.00		92.00		8.00		.00		100.00	