



Dynamics of dark–bright solitons in cigar-shaped Bose–Einstein condensates

S. Middelkamp^a, J.J. Chang^b, C. Hamner^b, R. Carretero-González^{c,1}, P.G. Kevrekidis^{d,*}, V. Achilleos^e, D.J. Frantzeskakis^e, P. Schmelcher^a, P. Engels^b

^a Zentrum für Optische Quantentechnologien, Universität Hamburg, 22761 Hamburg, Germany

^b Washington State University, Department of Physics & Astronomy, Pullman, WA 99164, USA

^c Nonlinear Physics Group, Escuela Técnica Superior de Ingeniería Informática, Departamento de Física Aplicada I, Universidad de Sevilla, Avda. Reina Mercedes s/n, 41012 Sevilla, Spain

^d Department of Mathematics and Statistics, University of Massachusetts, Amherst, MA 01003-4515, USA

^e Department of Physics, University of Athens, Panepistimiopolis, Zografos, Athens 157 84, Greece

ARTICLE INFO

Article history:

Received 20 October 2010

Accepted 4 November 2010

Available online 10 November 2010

Communicated by V.M. Agranovich

Keywords:

Bose–Einstein condensation
Solitons

ABSTRACT

We explore the stability and dynamics of dark–bright (DB) solitons in two-component elongated Bose–Einstein condensates by developing effective one-dimensional vector equations and solving the three-dimensional Gross–Pitaevskii equations. A strong dependence of the oscillation frequency and of the stability of the DB soliton on the atom number of its components is found; importantly, the wave may become *dynamically unstable* even in the 1D regime. As the atom number in the dark-soliton-supporting component is further increased, spontaneous symmetry breaking leads to oscillatory dynamics in the transverse degrees of freedom. Moreover, the interactions of two DB solitons are investigated with an emphasis on the importance of their relative phases. Experimental results showcasing multiple DB soliton oscillations and a DB–DB collision in a Bose–Einstein condensate consisting of two hyperfine states of ⁸⁷Rb confined in an elongated optical dipole trap are presented.

© 2010 Elsevier B.V. All rights reserved.

1. Introduction

Multi-component nonlinear waves are a fascinating topic with a rich history spanning a variety of areas, including Bose–Einstein condensates (BECs) in atomic physics [1], optical fibers and crystals in nonlinear optics [2], and integrable systems in mathematical physics [3]. Of particular interest are the so-called “symbiotic solitons”, namely structures that would not otherwise exist in one-component settings, but can be supported by the inter-component interaction. A prototypical example of such a structure is the dark–bright (DB) soliton in self-defocusing, two-component systems, whereby the dark soliton (density dip) which typically arises in self-defocusing media [1–4] creates, through nonlinearity, a trapping mechanism that localizes a bright soliton (density hump) in the second component.

DB solitons were experimentally created in photorefractive crystals [5], while their interactions were partially monitored in Ref. [6]. Upon realization of multi-component BECs [7–9], it was predicted that such structures would exist therein [10]. While the-

oretical developments along this direction were extended in more complex settings (e.g., in spinor BECs [11]), *stable* DB solitons were observed only recently in two-component BECs [12], leading to a renewed interest in this topic. Relevant recent works include the interaction between DB solitons [13,14] and their higher-dimensional generalizations [15].

In order to study DB solitons in two-component elongated BECs we use both effectively one-dimensional (1D) mean-field models and the 3D Gross–Pitaevskii equation (GPE). For a single species, quasi-1D descriptions rely on the nonpolynomial Schrödinger equation (NPSE) [16] and the Gerbier–Muñoz-Mateo-Delgado equation (GMDE) [17]; these models have been used in studies of dark solitons in the dimensionality crossover between 1D and 3D, yielding excellent quantitative agreement with experimental observations [18]. However, in multi-component settings only the NPSE equation has been derived [19]. In the present work, we first develop the GMDE for two-component BECs and then investigate the DB soliton statics and dynamics using the NPSE, the GMDE and the 3D GPE. Varying the atom number of either the dark (N_D) or the bright (N_B) component, we find that the soliton oscillation period may change by *nearly one order of magnitude*; most notably, the bright component is shown to *slow down* the oscillation of the dark one; notice that a similar feature has been experimentally hinted for vortices [20]. Moreover, our investigation reveals a feature absent in one-component BECs, namely that *a DB soliton may become dynamically unstable* even in the effectively

* Corresponding author.

E-mail address: kevrekid@gmail.com (P.G. Kevrekidis).

¹ On sabbatical leave from: Nonlinear Dynamical System Group (<http://nlds.sdsu.edu>), Department of Mathematics and Statistics, San Diego State University, San Diego, CA 92182-7720, USA.

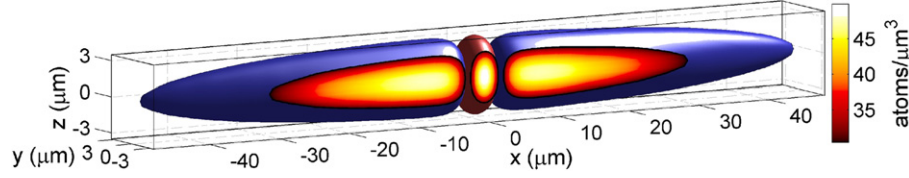


Fig. 1. (Color online.) Iso-level contours at 2/5 of the maximal density (dark/bright soliton depicted in blue/red) of a DB soliton as a result of 3D GPE simulations ($N_D = 93\,367$, $N_B = 7926$). The transverse cut ($y = \text{const.}$) shows the atom density with the scale depicted by the colorbar.

1D regime. Furthermore, increasing N_D and N_B reveals a deviation from the effective 1D description: specifically, an increase of N_D leads to a *spontaneous breaking of the cylindrical symmetry*, manifested in a transversal oscillation of the bright component, and a subsequent decrease of the axial DB oscillation frequency. Moreover, we analyze the interaction between multi-DB solitons and the role of their relative phase. Our results pertain to the hyperfine states $|1, -1\rangle$ and $|2, 0\rangle$ of ^{87}Rb , as in the experiment of Ref. [12], and also for the states $|1, -1\rangle$ and $|2, -2\rangle$ of ^{87}Rb in an optical dipole trap. For the latter states, we present *experimental results* for DB soliton oscillations and multi-DB soliton interactions that further support our findings. Examples of multiple DB oscillations are presented and the bright-component-induced slowdown is experimentally illustrated. Finally, a prototypical experimental example of a DB-DB soliton (near elastic) collision is given.

2. Effective 1D theory

The macroscopic wave functions of Bose condensed atoms in two different internal states obey the following vector GPEs [1]:

$$\begin{aligned} i\hbar \frac{\partial \psi_1}{\partial t} &= \left(-\frac{\hbar^2 \nabla^2}{2M} + U + g_{11}|\psi_1|^2 + g_{12}|\psi_2|^2 \right) \psi_1, \\ i\hbar \frac{\partial \psi_2}{\partial t} &= \left(-\frac{\hbar^2 \nabla^2}{2M} + U + g_{22}|\psi_2|^2 + g_{12}|\psi_1|^2 \right) \psi_2, \end{aligned} \quad (1)$$

where $\psi_k(\mathbf{r})$ ($k = 1, 2$) are the macroscopic wave functions normalized to N_D and N_B for the dark and bright soliton components, respectively, $g_{ij} = 4\pi\hbar^2 a_{ij}/M$ are the effective nonlinear coefficients due to the s -wave scattering for $i, j = 1, 2$, and $U(\mathbf{r})$ is the confining potential. For a highly anisotropic trap, we first factorize the wave function as $\psi_k(\mathbf{r}, t) = \phi_k(\mathbf{r}_\perp; x) f_k(x, t)$ [16,17], we substitute in Eq. (1), multiply by $\phi_k^*(\mathbf{r}_\perp; x)$ and, finally, integrate over the transverse directions; this leads to the following effective 1D model:

$$\left[i\hbar \frac{\partial}{\partial t} + \frac{\hbar^2}{2M} \frac{\partial^2}{\partial x^2} - V(x) \right] f_k = \mu_{\perp k} f_k, \quad (2)$$

where $V(x) = M\omega_x^2 x^2/2$ is the axial potential and the transverse chemical potential $\mu_{\perp k}$ is a functional of f_k :

$$\begin{aligned} \mu_{\perp k}[f_k] &= \int d^2\mathbf{r}_\perp \phi_k^* \left(-\frac{\hbar^2}{2M} \nabla_\perp^2 + \frac{1}{2} M \omega_\perp^2 r_\perp^2 \right. \\ &\quad \left. + g_{kk}|\phi_k|^2 |f_k|^2 + g_{12}|\phi_{3-k}|^2 |f_{3-k}|^2 \right) \phi_k, \end{aligned} \quad (3)$$

where (ω_x, ω_\perp) are the trap frequencies along the longitudinal (axial) and transverse directions, and we have assumed that the derivatives of ϕ_k do not depend on the axial variable x . For an effectively 1D system, we assume that the transverse wave function remains in its Gaussian ground-state, $\phi_k = \frac{1}{\sqrt{\pi}\sigma_k} \exp(-\frac{r_\perp^2}{2\sigma_k^2})$. To account for axial effects, we allow the width σ_k to be a variational parameter, $\sigma_k = \sigma_k[f_k(x, t)]$; this yields:

$$\mu_{\perp k} = \frac{\hbar^2}{2M} \sigma_k^{-2} + \frac{M}{2} \omega_\perp^2 \sigma_k^2 + \frac{g_{kk}|f_k|^2}{2\pi} \sigma_k^{-2} + \frac{g_{12}|f_{3-k}|^2}{\pi(\sigma_1^2 + \sigma_2^2)}.$$

There are two different approaches to determine σ_k : one can minimize the chemical potential $\mu_{\perp k}$ with respect to σ_k for given $f_k(x, t)$ or, alternatively, one can use the Euler-Lagrange equations from the Lagrangian associated to Eq. (2), minimizing the total energy [19]. These two approaches lead to the following expression for σ_k ,

$$\sigma_k^4 = \frac{\hbar^2}{\omega_\perp^2 M^2} + \frac{g_{kk}|f_k|^2}{A\pi M \omega_\perp^2} + \frac{2g_{12}|f_{3-k}|^2}{\pi M \omega_\perp^2 (\sigma_1^2 + \sigma_2^2)^2} \sigma_k^4, \quad (4)$$

where parameter $A = 1$ ($A = 2$) corresponds to the GMDE (NPSE) system. Notice that Eqs. (2) and (4) are coupled nonlinear equations which have to be solved consistently in order to obtain $f_k(x, t)$ and σ .

Using the above approach, we investigate the trapped dynamics of a DB soliton in a quasi-1D condensate. For the 1D case without a trap in the axial direction ($V(x) = 0$), and assuming that all scattering lengths are equal, there exists an analytical DB soliton solution of Eqs. (1) [10]; this can be expressed in the following dimensionless form (in units so that $\hbar = M = 1$),

$$\psi_D = \iota \sqrt{\mu} \sin \alpha + \sqrt{\mu} \cos \alpha \tanh(\kappa(x - q(t))), \quad (5)$$

$$\psi_B = \sqrt{\frac{N_B \kappa}{2}} e^{\iota(\phi + \omega_B t + x \kappa \tan \alpha)} \text{sech}(\kappa(x - q(t))). \quad (6)$$

Here, ψ_D is the dark soliton (on top of a constant background with chemical potential $\mu = \mu_D$), with an inverse width $\kappa = \sqrt{\mu \cos^2 \alpha + (N_B/4)^2} - N_B/4$, position $q(t) = q(0) + t\kappa \tan \alpha$ and phase angle α , whereas ψ_B is the bright soliton that is symbiotically supported by the dark one with the same width and position. In the realistic case of the hyperfine states $|1, -1\rangle$ and $|2, 0\rangle$ of ^{87}Rb , the scattering lengths are different ($a_{11} = 100.86a_0$, $a_{22} = 94.57a_0$ and $a_{12} = 98.98a_0$). Nevertheless, in the quasi-1D setting (with the trap), we have found that there exists a stationary DB state [cf. Eqs. (5)–(6) with $\alpha = 0$] located at the trap center. We identify this state, f_k^{stat} , using a fixed-point algorithm, and then perform a Bogoliubov-deGennes (BdG) analysis to determine its linear stability by using the ansatz $f_k = f_k^{\text{stat}} + (u_k(x) \exp(i\omega t) + v_k^*(x) \exp(-i\omega^* t))$. The eigenfrequencies ω and amplitudes (u_k, v_k) of the ensuing BdG linearization operator encode the dynamical stability of the system: for (non)vanishing imaginary part ω_i of $\omega = \omega_r + i\omega_i$, the system is dynamically (un)stable. We also note that the eigenfrequency of the anomalous (negative energy) mode of the spectrum (see below) coincides with the oscillation frequency of the DB soliton, similarly to dark solitons in one-species BECs [18].

3. Results

We have chosen a cylindrical trap with frequencies $\omega_\perp = 2\pi \times 133$ Hz and $\omega_x = 2\pi \times 5.9$ Hz, similar to the ones used

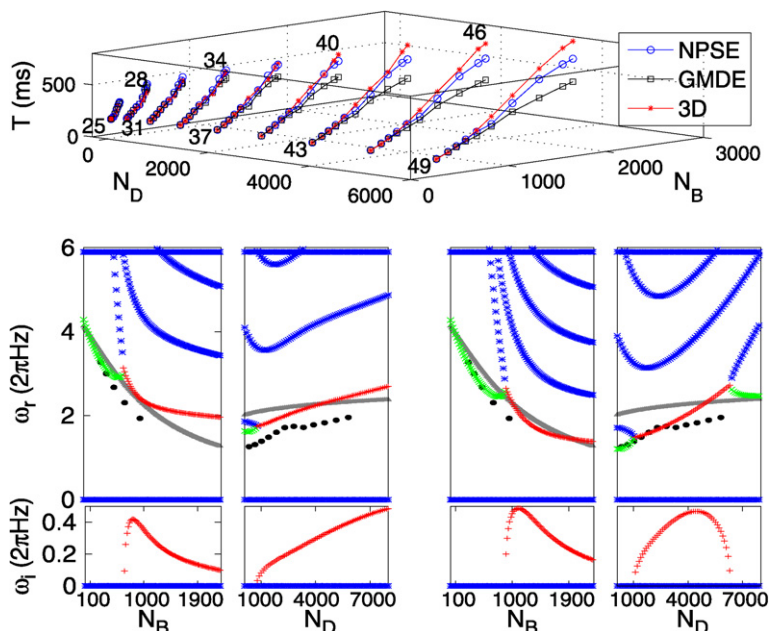


Fig. 2. (Color online.) Top: DB soliton oscillation period vs. N_D and N_B for fixed μ_D indicated by the numbers in the panel. Circles (blue) and squares (black) depict the results from the BdG analysis of the GMDE and NPSE, respectively; small (red) dots represent results of the 3D GPE. Bottom: BdG analysis of GMDE (left) and NPSE (right) [real ω_r and imaginary ω_i parts of the eigenfrequencies]: anomalous mode (green), dynamically unstable mode (red), analytical 1D result of Ref. [10] (gray), and 3D GPE results (black points).

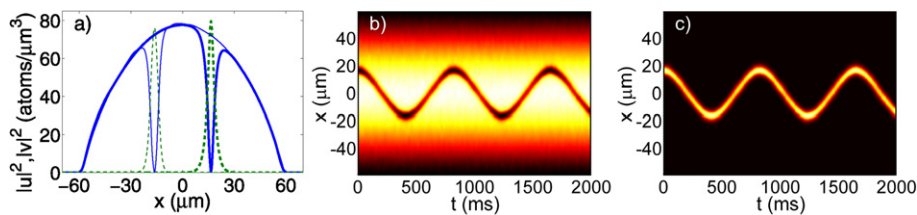


Fig. 3. (Color online.) An oscillating DB soliton with period $T = 827$ ms in the 3D GPE approach [23]. Left panel: transversal ($y = z = 0$) cut of the density at $t = 0$ (thick lines) and $t = T/2$ (thin lines). Solid (dashed) line depicts the density for the dark (bright) component. Middle (right) panel: contour plot showing the evolution of the (y, z)-integrated density of the dark (bright) soliton.

in the experiment of Ref. [12]. In Fig. 1 we show iso-level contours of a DB soliton from numerical integration of the 3D GPE, while in Fig. 2 we compare the oscillation period (frequency) derived by the effective 1D model against results of the 3D GPE. The top panel illustrates the dependence of the period of the DB soliton on the number of atoms (N_D, N_B) of the two components. It is clear that variation of the number of atoms, especially in the bright component, may lead to a significant variation of the DB soliton frequency. The agreement between 1D and 3D generally becomes worse when N_B is increased and, to a lesser extent, when N_D is increased. Notice that the NPSE model yields generally more accurate predictions than the GMDE one.

The bottom panels of Fig. 2 show the DB soliton spectrum. When the anomalous mode collides with a mode of positive energy, the DB soliton becomes dynamically unstable, i.e., the amplitude of its oscillation increases. Such collisions are present in the DB soliton spectrum, and denote a critical difference in comparison with the case of dark solitons in single-species BECs. Furthermore, as observed in the bottom-right panel of Fig. 2, and also corroborated by our 3D GPE simulations, this oscillatory instability disappears for sufficiently large N_D . From Fig. 2, we infer that for progressively larger atomic populations, a departure from the quasi-1D behavior emerges and a larger (smaller) oscillation frequency is obtained, if N_D (N_B) is increased.

According to Fig. 2, the atom numbers used in Ref. [12] (up to $N_B \sim 8000$ and $N_D \sim 92000$) are out of the realm of validity of the effective 1D equations; thus, in this case, the 3D GPE has to be applied. Fig. 3 illustrates the oscillating DB soliton for trap frequencies and atom numbers comparable to those used in Ref. [12]. This 3D simulation results in an oscillating DB period of about 827 ms that is comparable with the period observed in Ref. [12] (slightly larger than 1 s). Possible sources for the discrepancy between the numerical and experimental oscillation periods include (i) high sensitivity of the period on the N_D to N_B ratio, (ii) sensitivity of the dynamics to uncertainties in the measured scattering lengths, and, perhaps more importantly, (iii) our numerics confirm that the oscillations are not harmonic and tend to have increasing periods for higher oscillating amplitudes.

The departure from the effective 1D description can be noticed, e.g., in panels (a) and (b) of Fig. 4. It is clear both from the oscillation snapshots (Fig. 4(a)) and from the evolution of the bright soliton center in the transverse direction (Fig. 4(b) top panel), that the DB soliton starts exploiting the transverse degrees of freedom shortly after release. Up to $t < 200$ ms the soliton is at rest with respect to the transverse direction. For $t > 200$ ms an oscillation of the soliton occurs in the transverse direction leading at the same time to a reduction of the oscillation frequency in the axial direction [cf. thick (black) solid line in the bottom panel of Fig. 4(b)].

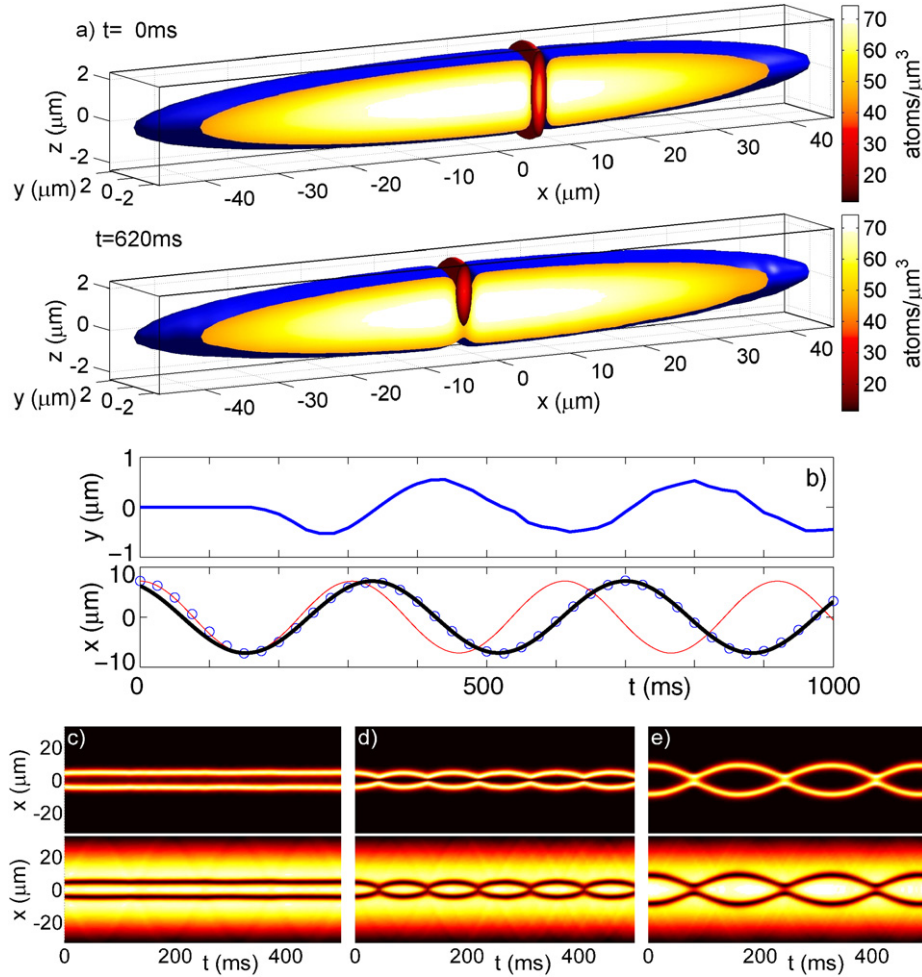


Fig. 4. (Color online.) (a) Transverse oscillations of the DB soliton for $(N_D, N_B) = (88181, 1058)$ [23]. Top subpanel: initial condition. Bottom subpanel: a snapshot of the oscillating DB soliton at $t = 620$ ms. (b) Transverse (top) and longitudinal (bottom) oscillations for the bright soliton. The thin (red) and thick (black) solid lines are sinusoidal fits to the longitudinal oscillations (circles) yielding periods $T = 306$ ms (for $t < 200$ ms) and $T = 365$ ms (for $t > 200$ ms), respectively. Bottom row of panels: interaction of two DB solitons [top (bottom) subpanels depicting the bright (dark) component] [23]. (c) In-phase (i.e. repulsive among bright) solitons close to their equilibrium position. (d) Out-of-phase (i.e. attractive among bright) solitons starting at the same location as in panel (c). (e) Multiple collisions for in-phase solitons.

We also showcase 3D GPE simulations, cf. bottom row of panels in Fig. 4, depicting the interaction between two DB solitons [14]. Panel (c) shows a stationary DB pair with *in-phase*, i.e. mutually repulsive, bright soliton components (also, the dark ones always repel) that is balanced by the pull of the harmonic trap. Panel (d) depicts the evolution of the same initial DB pair as in panel (c), but with *out-of-phase*, i.e. mutually attractive, bright solitons, which yields an oscillatory dynamics. Panel (e) depicts the oscillations and collisions for in-phase bright solitons that were released at larger distances from the trap center and thus cannot avoid colliding despite their mutual repulsion. It is noteworthy that the DB–DB collisions are apparently nearly elastic as the DB solitons retain their shape even after multiple collisions.

Finally, we present experimental data corroborating some principal points of our analysis (Fig. 5). Nonlinear effects in the counterflow of two BEC components are exploited to generate individual DB solitons [21]. The dark and bright component are formed by ^{87}Rb atoms in the $|1, -1\rangle$ and $|2, -2\rangle$ state, respectively, for which $a_{11} = 100.4a_0$, $a_{22} = 98.98a_0$, and $a_{12} = 98.98a_0$ [22]. The atoms are held in an elongated optical dipole trap with trapping frequencies $\omega_{x,y,z} = 2\pi \times \{1.3, 163, 116\}$ Hz. While the lack of exact cylindrical symmetry as well as the large atom number in the

experiment preclude a direct comparison with our analytic results, the experiment clearly shows the anticipated decrease of oscillation frequency with increasing number of atoms in the bright and decreasing number of atoms in the dark component. Experimental results of the collision between two DB solitons shown in Fig. 5(d) confirm their near-elastic nature.

4. Conclusions

We characterized the effectively 1D dynamics of DB solitons and showcased their potential *dynamical instability* (even in the 1D regime). We demonstrated experimentally and theoretically the tunability of the oscillation frequency of a DB soliton and its *decrease* due to the bright component. For higher atom numbers, a spontaneous breaking of the cylindrical symmetry also resulting in a reduction of the DB oscillation frequency was predicted, along with (importantly, also *observed*) near-elastic DB–DB collisions, as well as a strong phase dependence of the collisional dynamics of DB solitons. Future directions include a detailed effective particle-based understanding of the DB–DB soliton interactions, as well as a generalization of this picture towards the precession and interactions of vortex-bright solitons.

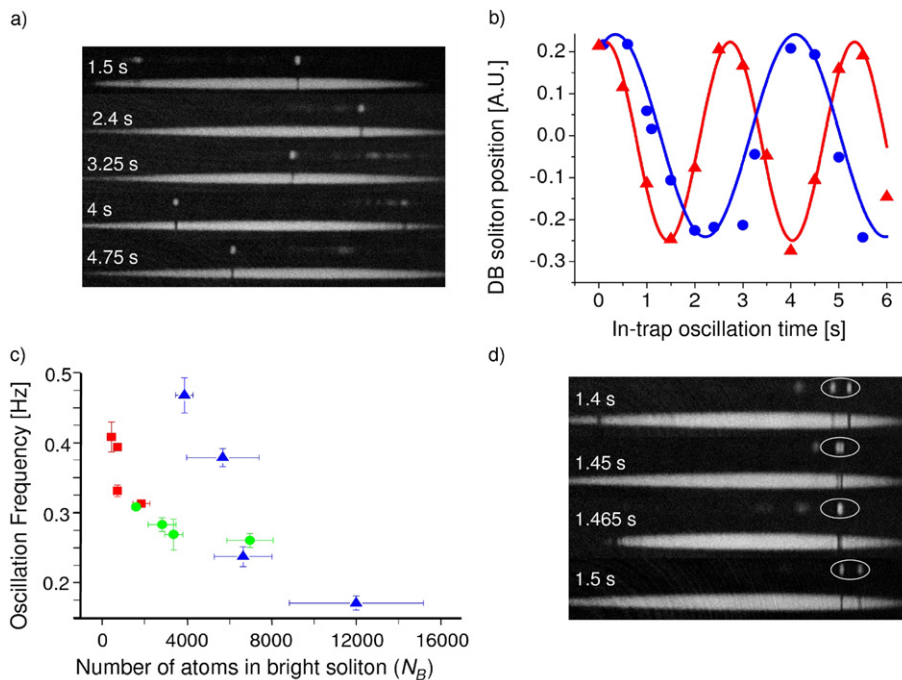


Fig. 5. (Color online.) (a) Experimental images showing the oscillation of the DB soliton at the in-trap evolution times indicated. (b) In-trap DB soliton oscillation. Triangles (red) and squares (blue) correspond to, respectively, $(N_B, N_D) \approx (680, 27000)$ and $(N_B, N_D) \approx (9000, 650000)$. Solid lines correspond to fitted harmonic oscillations with frequencies 0.39 Hz and 0.27 Hz respectively. (c) Oscillation frequency vs. N_B for different number of atoms in the dark component: squares (red): $N_D \approx 30000$, triangles (green): $N_D \approx 200000$, and circles (blue): $N_D \approx 430000$. (d) Experimental expansion images showing the oscillation and collision (in circled regions) of two DB solitons. Images in (a) and (d) are taken after 7 ms and 8 ms of free expansion for the bright and dark component, respectively. The components are vertically overlapped prior to expansion.

References

- [1] P.G. Kevrekidis, D.J. Frantzeskakis, R. Carretero-González, *Emergent Nonlinear Phenomena in Bose–Einstein Condensates*, Springer-Verlag, Berlin, 2008.
- [2] Yu.S. Kivshar, G.P. Agrawal, *Optical Solitons: From Fibers to Photonic Crystals*, Academic Press, San Diego, 2003.
- [3] M.J. Ablowitz, B. Prinari, A.D. Trubatch, *Discrete and Continuous Nonlinear Schrödinger Systems*, Cambridge Univ. Press, Cambridge, 2004.
- [4] D.J. Frantzeskakis, *J. Phys. A* 43 (2010) 213001.
- [5] Z. Chen, M. Segev, T.H. Coskun, D.N. Christodoulides, Yu.S. Kivshar, V.V. Afanasyev, *Opt. Lett.* 21 (1996) 1821.
- [6] E.A. Ostrovskaya, Yu.S. Kivshar, Z. Chen, M. Segev, *Opt. Lett.* 24 (1999) 327.
- [7] C.J. Myatt, E.A. Burt, R.W. Ghrist, E.A. Cornell, C.E. Wieman, *Phys. Rev. Lett.* 78 (1997) 586.
- [8] D.S. Hall, M.R. Matthews, J.R. Ensher, C.E. Wieman, E.A. Cornell, *Phys. Rev. Lett.* 81 (1998) 1539.
- [9] D.M. Stamper-Kurn, M.R. Andrews, A.P. Chikkatur, S. Inouye, H.-J. Miesner, J. Stenger, W. Ketterle, *Phys. Rev. Lett.* 80 (1998) 2027.
- [10] Th. Busch, J.R. Anglin, *Phys. Rev. Lett.* 87 (2001) 010401.
- [11] H.E. Nistazakis, Z. Rapti, D.J. Frantzeskakis, P.G. Kevrekidis, P. Sodano, A. Trombettoni, *Phys. Rev. A* 77 (2008) 033612.
- [12] C. Becker, S. Stellmer, P. Soltan-Panahi, S. Dörscher, M. Baumert, E.-M. Richter, J. Kronjäger, K. Bongs, K. Sengstock, *Nature Phys.* 4 (2008) 496.
- [13] S. Rajendran, P. Muruganandam, M. Lakshmanan, *J. Phys. B* 42 (2009) 145307.
- [14] C. Yin, N.G. Berloff, V.M. Pérez-García, V.A. Brazhnyi, H. Michinel, arXiv:1003.4617.
- [15] K.J.H. Law, P.G. Kevrekidis, L.S. Tuckerman, arXiv:1001.4835.
- [16] L. Salasnich, A. Parola, L. Reatto, *Phys. Rev. A* 66 (2002) 043603.
- [17] F. Gerbier, *Europhys. Lett.* 66 (2004) 771; A. Muñoz Mateo, V. Delgado, *Phys. Rev. A* 77 (2008) 013617.
- [18] G. Theocharis, A. Weller, J.P. Ronzheimer, C. Gross, M.K. Oberthaler, P.G. Kevrekidis, D.J. Frantzeskakis, *Phys. Rev. A* 81 (2010) 063604; A. Weller, J.P. Ronzheimer, C. Gross, J. Esteve, M.K. Oberthaler, D.J. Frantzeskakis, G. Theocharis, P.G. Kevrekidis, *Phys. Rev. Lett.* 101 (2008) 130401; G. Theocharis, P.G. Kevrekidis, M.K. Oberthaler, D.J. Frantzeskakis, *Phys. Rev. A* 76 (2007) 045601.
- [19] L. Salasnich, B.A. Malomed, *Phys. Rev. A* 74 (2006) 053610.
- [20] B.P. Anderson, P.C. Haljan, C.E. Wieman, E.A. Cornell, *Phys. Rev. Lett.* 85 (2000) 2857.
- [21] C. Hamner, J.J. Chang, P. Engels, M.A. Hoefer, arXiv:1005.2610.
- [22] S. Kokkelmans, private communication.
- [23] Please visit: <http://www.rohan.sdsu.edu/~rcarrete/publications/DB.html> for movies showing the dark–bright oscillations corresponding to Figs. 3 and 4.