

# Math 337 - Elementary Differential Equations

## Lecture Notes – Systems of Two First Order Equations: Part A

Joseph M. Mahaffy,  
([jmahaffy@sdsu.edu](mailto:jmahaffy@sdsu.edu))

Department of Mathematics and Statistics  
Dynamical Systems Group  
Computational Sciences Research Center  
San Diego State University  
San Diego, CA 92182-7720

<http://jmahaffy.sdsu.edu>

Spring 2022



# Outline

- 1 Introduction
- 2 Greenhouse/Rockbed Example
  - Two Dimensional Model
  - Steady State Analysis
  - Eigenvalue Analysis
  - Model Solution
- 3 Direction Fields and Phase Portraits
  - Greenhouse Example Revisited
  - MatLab and Maple Summary

# Introduction

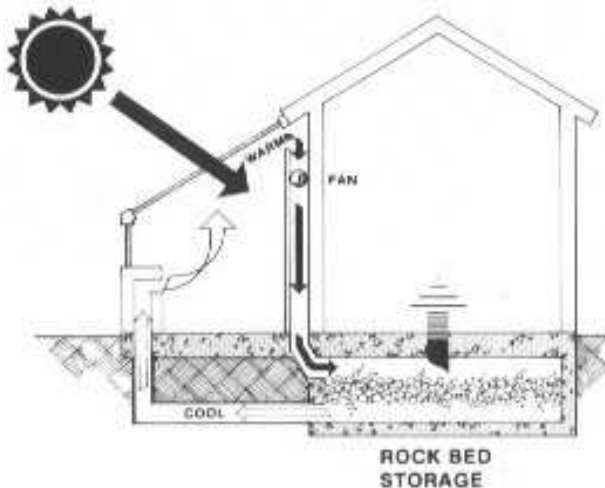
## Introduction

- Many applications use more than one variable
- Use techniques from Linear Algebra
- Solve basic 2-dimensional linear ordinary differential equations
  - Systems with constant coefficients
  - Find eigenvalues and eigenvectors
  - Graph **phase portraits**
  - Qualitative Analysis
- Introduce nonlinear 2D systems

# Greenhouse/Rockbed

1

## Greenhouse/Rockbed



# Greenhouse/Rockbed

2

## Greenhouse/Rockbed System

- Greenhouse heats during the day and cools at night
- Insulated bed of rocks stores and releases heat
- Automated fan pumps air from greenhouse to bed of rocks
- Greenhouse air readily heated with the sun and lost at night
- Heat capacity of rocks absorbs heat during day from hot air, then releases during night
- System can maintain a more constant temperature

# Greenhouse/Rockbed

3

**Simplified Model:** Lumped system thermal analysis using Newton's Law of Cooling

**Define model parameters**

- $m_1, m_2$  Masses of Air and Rocks
- $C_1, C_2$  Specific heat of Air and Rocks
- $A_1, A_2$  Surface areas of Greenhouse and Rocks
- $h_1, h_2$  Heat transfer coefficients across  $A_1$  and  $A_2$
- $T_a$  Temperature of air external to greenhouse

## Greenhouse/Rockbed

4

Conservation of Energy gives

$$\begin{aligned}m_1 C_1 \frac{du_1}{dt} &= -h_1 A_1 (u_1 - T_a) - h_2 A_2 (u_1 - u_2) \\m_2 C_2 \frac{du_2}{dt} &= -h_2 A_2 (u_2 - u_1)\end{aligned}$$

Can write system

$$\begin{aligned}\frac{du_1}{dt} &= -(k_1 + k_2)u_1 + k_2 u_2 + K_1 T_a \\ \frac{du_2}{dt} &= \varepsilon k_2 u_1 - \varepsilon k_2 u_2\end{aligned}$$

with

$$k_1 = \frac{h_1 A_1}{m_1 C_1} \quad k_2 = \frac{h_2 A_2}{m_1 C_1} \quad \varepsilon = \frac{m_1 C_1}{m_2 C_2}$$

# Greenhouse/Rockbed

## Model Design

- Allows simulation to choose the size of rock bed and amount of airflow based on size of greenhouse
- Varying quantities and material changes coefficients
- Coefficients are known based on thermal properties of gases and building materials
- Given initial conditions

$$u_1(0) = u_{10} \quad \text{and} \quad u_2(0) = u_{20}$$

can easily simulate

- Analysis allows optimal design



## Greenhouse/Rockbed

**Model:** Actual determining the values of the kinetic parameters for a particular greenhouse/rockbed configuration can be a very difficult problem

This is the **most important** problem in design

Suppose that we have

$$k_1 = \frac{7}{8} \quad k_2 = \frac{3}{4} \quad \varepsilon = \frac{1}{3} \quad T_a = 16^\circ\text{C}$$

Then

$$\begin{aligned} \frac{du_1}{dt} &= -\frac{13}{8}u_1 + \frac{3}{4}u_2 + 14 \\ \frac{du_2}{dt} &= \frac{1}{4}u_1 - \frac{1}{4}u_2 \end{aligned}$$

## Model Analysis - Matrix Form

1

**Model in Matrix Form** (Note: We define  $\frac{du_1(t)}{dt} = \dot{u}_1$ .)

$$\begin{pmatrix} \dot{u}_1 \\ \dot{u}_2 \end{pmatrix} = \begin{pmatrix} -\frac{13}{8} & \frac{3}{4} \\ \frac{1}{4} & -\frac{1}{4} \end{pmatrix} \begin{pmatrix} u_1 \\ u_2 \end{pmatrix} + \begin{pmatrix} 14 \\ 0 \end{pmatrix}$$

which has the form

$$\dot{\mathbf{u}} = \mathbf{K}\mathbf{u} + \mathbf{b}$$

with initial condition

$$\mathbf{u}(0) = \mathbf{u}_0 = \begin{pmatrix} u_{10} \\ u_{20} \end{pmatrix}$$

## Model Analysis - Expectations

2

### Qualitative Model Expectations

- The only energy input into the system is the environment at 16°C
- With this constant environmental temperature, expect

$$\lim_{t \rightarrow \infty} \begin{pmatrix} u_1(t) \\ u_2(t) \end{pmatrix} = \lim_{t \rightarrow \infty} \mathbf{u}(t) = \begin{pmatrix} 16 \\ 16 \end{pmatrix} = \mathbf{u}_e$$

- Model uses **Newton's Law of Cooling**, so expect an exponential decay toward  $\mathbf{u}_e$

## Model Analysis - Steady State

3

**Model Analysis - Steady State:** At **steady state**,  $\dot{\mathbf{u}} = 0$

Need to solve

$$\mathbf{K}\mathbf{u} + \mathbf{b} = \mathbf{0} \quad \text{or} \quad \mathbf{K}\mathbf{u} = -\mathbf{b}$$

This solves the linear system

$$\begin{pmatrix} -\frac{13}{8} & \frac{3}{4} \\ \frac{1}{4} & -\frac{1}{4} \end{pmatrix} \begin{pmatrix} u_{1e} \\ u_{2e} \end{pmatrix} = \begin{pmatrix} -14 \\ 0 \end{pmatrix}$$

This is readily solved by row reduction (**row reduced echelon form**)

## Solve Linear System

1

**Solve Linear System:** Write  $[\mathbf{A} : \mathbf{b}]$ , so

$$\begin{bmatrix} -\frac{13}{8} & \frac{3}{4} & \vdots & -14 \\ \frac{1}{4} & -\frac{1}{4} & \vdots & 0 \end{bmatrix} \xrightarrow{\begin{array}{l} -\frac{8}{13}R_1 \\ 4R_2 \end{array}}$$

$$\begin{bmatrix} 1 & -\frac{6}{13} & \vdots & \frac{112}{13} \\ 1 & -1 & \vdots & 0 \end{bmatrix}$$

$$R_2 - R_1 \xrightarrow{\quad} \begin{bmatrix} 1 & -\frac{6}{13} & \vdots & \frac{112}{13} \\ 0 & -\frac{7}{13} & \vdots & -\frac{112}{13} \end{bmatrix} \xrightarrow{-\frac{13}{7}R_2}$$

$$\begin{bmatrix} 1 & -\frac{6}{13} & \vdots & \frac{112}{13} \\ 0 & 1 & \vdots & 16 \end{bmatrix}$$

$$R_1 + \frac{6}{13}R_2 \xrightarrow{\quad} \begin{bmatrix} 1 & 0 & \vdots & 16 \\ 0 & 1 & \vdots & 16 \end{bmatrix}$$

or

$$\mathbf{u}_e = \begin{bmatrix} 16 \\ 16 \end{bmatrix}$$

## Solve Linear System

2

**Solve Linear System:** Linear systems are efficiently solved in **MatLab** and **Maple**

- **MatLab** - Solving equilibrium
  - Enter matrix,  $A$ , and vector,  $b$
  - Use *linsolve* command or  $inv(A)*b$
  - Augment  $A$  with  $b$  and use *rref*
- **Maple** - Solving equilibrium
  - Start *with(LinearAlgebra)* to invoke the Linear Algebra package
  - Enter matrix,  $A$ , and vector,  $b$
  - Use *LinearSolve(A,b)* command or *Multiply( $A^{-1},b$ )* operation
- Detailed supplemental sheets are provided

# Solving the System of DEs

1

**Model System** satisfies

$$\dot{\mathbf{u}} = \mathbf{K}\mathbf{u} + \mathbf{b}$$

and has a **steady state solution**  $\mathbf{u}(t) = \mathbf{u}_e$ , where  $\mathbf{K}\mathbf{u}_e = -\mathbf{b}$

Make a change of variables  $\mathbf{v}(t) = \mathbf{u}(t) - \mathbf{u}_e$ , then  $\dot{\mathbf{v}} = \dot{\mathbf{u}}$  and

$$\dot{\mathbf{v}} = \mathbf{K}(\mathbf{v} + \mathbf{u}_e) + \mathbf{b} = \mathbf{K}\mathbf{v}$$

This **change of variables** allows considering the simpler system

$$\dot{\mathbf{v}} = \mathbf{K}\mathbf{v}$$

## Solving the System of DEs

**Model System** has a **Newton's Law of Cooling**, so anticipate an exponential (decaying) solution

Try a solution of the form  $\mathbf{v}(t) = \xi e^{\lambda t}$ , where  $\xi = [v_1, v_2]^T$  is a constant vector, so  $\dot{\mathbf{v}}(t) = \lambda \xi e^{\lambda t}$

The translated **Model System**  $\dot{\mathbf{v}}(t) = \mathbf{K}\mathbf{v}(t)$  becomes

$$\lambda \xi e^{\lambda t} = \mathbf{K} \xi e^{\lambda t} \quad \text{or} \quad \lambda \xi = \mathbf{K} \xi$$

This is the classic **eigenvalue problem**

$$(\mathbf{K} - \lambda \mathbf{I}) \xi = \mathbf{0},$$

which has **eigenvalues**,  $\lambda$ , and associated **eigenvectors**,  $\xi$

The solution of the **eigenvalue problem** gives the solution of the **Model System**,  $\mathbf{v}(t) = \xi e^{\lambda t}$



## Greenhouse Example

1

**Example Model:** satisfies the DE:

$$\begin{pmatrix} \dot{u}_1 \\ \dot{u}_2 \end{pmatrix} = \begin{pmatrix} -\frac{13}{8} & \frac{3}{4} \\ \frac{1}{4} & -\frac{1}{4} \end{pmatrix} \begin{pmatrix} u_1 \\ u_2 \end{pmatrix} + \begin{pmatrix} 14 \\ 0 \end{pmatrix},$$

which has the equilibrium solution

$$\mathbf{u}_e = \begin{pmatrix} 16 \\ 16 \end{pmatrix}$$

Taking  $\mathbf{v}(t) = \mathbf{u}(t) - \mathbf{u}_e$ , we examine the translated model

$$\begin{pmatrix} \dot{v}_1(t) \\ \dot{v}_2(t) \end{pmatrix} = \begin{pmatrix} -\frac{13}{8} & \frac{3}{4} \\ \frac{1}{4} & -\frac{1}{4} \end{pmatrix} \begin{pmatrix} v_1(t) \\ v_2(t) \end{pmatrix}$$

## Greenhouse Example

2

**Example Model:** Try a solution  $\mathbf{v}(t) = \xi e^{\lambda t}$  with  $\xi = [\xi_1, \xi_2]^T$ , so the DE can be written

$$\lambda \begin{pmatrix} \xi_1 \\ \xi_2 \end{pmatrix} e^{\lambda t} = \begin{pmatrix} -\frac{13}{8} & \frac{3}{4} \\ \frac{1}{4} & -\frac{1}{4} \end{pmatrix} \begin{pmatrix} \xi_1 \\ \xi_2 \end{pmatrix} e^{\lambda t}$$

Dividing by  $e^{\lambda t}$ , we obtain the **eigenvalue problem**

$$\begin{pmatrix} -\frac{13}{8} - \lambda & \frac{3}{4} \\ \frac{1}{4} & -\frac{1}{4} - \lambda \end{pmatrix} \begin{pmatrix} \xi_1 \\ \xi_2 \end{pmatrix} = \begin{pmatrix} 0 \\ 0 \end{pmatrix}$$

## Greenhouse Example

3

**Eigenvalue Problem:** Eigenvalues for the problem  $(\mathbf{A} - \lambda\mathbf{I})\xi = \mathbf{0}$  solve  $\det |\mathbf{A} - \lambda\mathbf{I}| = 0$ , so

$$\det \begin{vmatrix} -\frac{13}{8} - \lambda & \frac{3}{4} \\ \frac{1}{4} & -\frac{1}{4} - \lambda \end{vmatrix} = 0$$

The **characteristic equation** is

$$\lambda^2 + \frac{15}{8}\lambda + \frac{7}{32} = 0,$$

which has solutions

$$\lambda_1 = -\frac{1}{8} \quad \text{and} \quad \lambda_2 = -\frac{7}{4}$$

## Greenhouse Example

4

**Eigenvalue Problem:** For  $\lambda_1 = -\frac{1}{8}$ , we solve

$$\begin{pmatrix} -\frac{3}{2} & \frac{3}{4} \\ \frac{1}{4} & -\frac{1}{8} \end{pmatrix} \begin{pmatrix} \xi_1 \\ \xi_2 \end{pmatrix} = \begin{pmatrix} 0 \\ 0 \end{pmatrix},$$

which gives a corresponding **eigenvector**,  $\xi^{(1)} = \begin{pmatrix} \frac{1}{2} \\ 1 \end{pmatrix}$

For  $\lambda_2 = -\frac{7}{4}$ , we solve

$$\begin{pmatrix} \frac{1}{8} & \frac{3}{4} \\ \frac{1}{4} & -\frac{3}{2} \end{pmatrix} \begin{pmatrix} \xi_1 \\ \xi_2 \end{pmatrix} = \begin{pmatrix} 0 \\ 0 \end{pmatrix},$$

which gives a corresponding **eigenvector**,  $\xi^{(2)} = \begin{pmatrix} -6 \\ 1 \end{pmatrix}$

## Greenhouse Example

**Solution  $\mathbf{v}(t)$ :** The **eigenvalue problem** shows that there are two solutions to the Greenhouse example,  $\dot{\mathbf{v}} = \mathbf{K}\mathbf{v}$

$$\mathbf{v}_1(t) = \begin{pmatrix} \frac{1}{2} \\ 1 \end{pmatrix} e^{-t/8} \quad \text{and} \quad \mathbf{v}_2(t) = \begin{pmatrix} -6 \\ 1 \end{pmatrix} e^{-7t/4}$$

along with any constant multiples of these solutions

We combine results above to obtain the **general solution**

$$\mathbf{u}(t) = c_1 \mathbf{v}_1(t) + c_2 \mathbf{v}_2(t) + \mathbf{u}_e = c_1 \begin{pmatrix} \frac{1}{2} \\ 1 \end{pmatrix} e^{-t/8} + c_2 \begin{pmatrix} -6 \\ 1 \end{pmatrix} e^{-7t/4} + \begin{pmatrix} 16 \\ 16 \end{pmatrix}$$

The solution exhibits the property of exponentially decaying to the steady-state solution

## Greenhouse Example

**Unique Solution:** Suppose that the **rockbed** stored heat during the day, so we start with an initial condition of  $u_{20}(0) = 25^\circ\text{C}$ , while the cool night air comes into the greenhouse with  $u_{10}(0) = 5^\circ\text{C}$ .

To solve the IVP, we solve:

$$\mathbf{u}(0) = c_1 \begin{pmatrix} \frac{1}{2} \\ 1 \end{pmatrix} + c_2 \begin{pmatrix} -6 \\ 1 \end{pmatrix} + \begin{pmatrix} 16 \\ 16 \end{pmatrix} = \begin{pmatrix} 5 \\ 25 \end{pmatrix}$$

Equivalently, solve

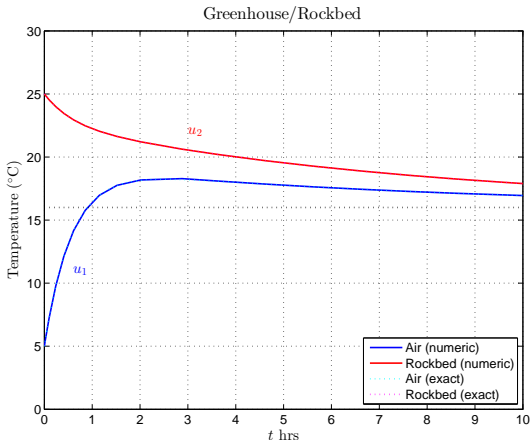
$$\begin{pmatrix} \frac{1}{2} & -6 \\ 1 & 1 \end{pmatrix} \begin{pmatrix} c_1 \\ c_2 \end{pmatrix} = \begin{pmatrix} -11 \\ 9 \end{pmatrix} \quad \text{or} \quad c_1 = \frac{86}{13}, \quad c_2 = \frac{31}{13}$$

Thus, the solution to the IVP is

$$\mathbf{u}(t) = \frac{86}{13} \begin{pmatrix} \frac{1}{2} \\ 1 \end{pmatrix} e^{-t/8} + \frac{31}{13} \begin{pmatrix} -6 \\ 1 \end{pmatrix} e^{-7t/4} + \begin{pmatrix} 16 \\ 16 \end{pmatrix}$$

# Greenhouse Example

**Greenhouse/Rockbed Solution:** Graph shows temperature in each compartment  $u_1(t)$  (greenhouse) and  $u_2(t)$  (rockbed)



# Greenhouse Example

## Greenhouse/Rockbed Solution Observations

- Both solutions tend toward the equilibrium solution of  $16^{\circ}\text{C}$
- There is more heat capacitance in the rock (high mass), so solution changes more slowly in this compartment
- The air of the greenhouse responds more quickly (low heat capacitance)
- The air of the greenhouse heats above steady state before returning toward the equilibrium solution
- This simplified model assumes a constant external temperature of  $16^{\circ}\text{C}$  rather than the more interesting dynamics of solar power and nocturnal heat loss - significantly more complicated model



## Direction Fields and Phase Portraits

### Definition (Autonomous System of Differential Equations)

Let  $x_1$  and  $x_2$  be **state variables**, and assume that the functions,  $f_1(x_1, x_2)$  and  $f_2(x_1, x_2)$  are dependent only on the state variables. The **two-dimensional autonomous system of differential equations** is given by:

$$\dot{x}_1 = f_1(x_1, x_2)$$

$$\dot{x}_2 = f_2(x_1, x_2)$$

### Definition (Autonomous Linear System of Differential Equations)

Let  $x_1$  and  $x_2$  be **state variables** with  $\mathbf{x} = [x_1, x_2]^T$ , and assume that  $\mathbf{A}$  is a constant matrix. The **autonomous linear system of differential equations** is given by:

$$\dot{\mathbf{x}} = \mathbf{A}\mathbf{x}.$$

## Direction Fields and Phase Portraits

- The **state variables**,  $u_1 = u_1(t)$  and  $u_2 = u_2(t)$ , are **parametric equations** depending on  $t$
- Define the vector,  $\mathbf{u}(t) = u_1(t)\mathbf{i} + u_2(t)\mathbf{j}$
- The  $u_1u_2$ -plane is called the **state plane** or **phase plane**
- As  $t$  varies, the vector  $\mathbf{u}(t)$  traces a curve in the phase plane called a **trajectory** or **orbit**
- An **autonomous system of differential equations** describes the dynamics of the **orbit**
- The functions,  $f_1(x_1, x_2)$  and  $f_2(x_1, x_2)$ , describe the slope or **direction field** in the **phase plane**
- **MatLab** and **Maple** have special routines to create **phase portraits**, which trace the **trajectories** of the **autonomous DE**

# Direction Fields and Phase Portraits

## Definition

Consider the **two-dimensional autonomous system of differential equations** given by:

$$\begin{aligned}\dot{x}_1 &= f_1(x_1, x_2) \\ \dot{x}_2 &= f_2(x_1, x_2)\end{aligned}$$

Create the **vector field**  $\mathbf{F}(x_1, x_2) = f_1(x_1, x_2)\mathbf{i} + f_2(x_1, x_2)\mathbf{j}$ . The graph of the **vector field** creates the **direction field**.

## Definition

A plot of **solution trajectories** for the DE with the **direction field** creates a **phase portrait**.

**Phase portraits** are critical tools for the **qualitative behavior** of a system of autonomous differential equations.

# Greenhouse Example Revisited

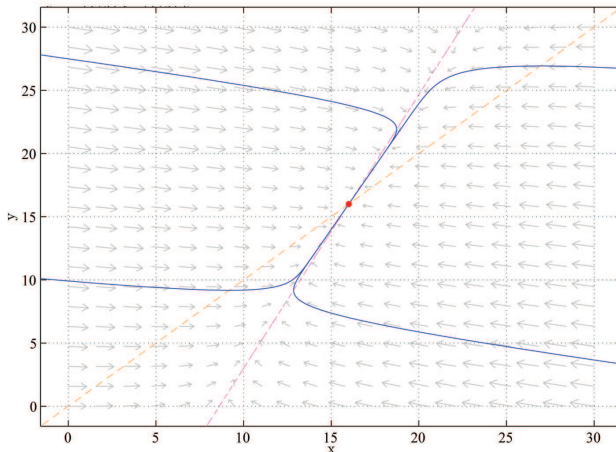
- The greenhouse example satisfied the DE

$$\begin{pmatrix} \dot{u}_1 \\ \dot{u}_2 \end{pmatrix} = \begin{pmatrix} -\frac{13}{8} & \frac{3}{4} \\ \frac{1}{4} & -\frac{1}{4} \end{pmatrix} \begin{pmatrix} u_1 \\ u_2 \end{pmatrix} + \begin{pmatrix} 14 \\ 0 \end{pmatrix},$$

- First we found an **equilibrium**, which is a point where the **direction field** is **zero**
- Useful to find **nullclines**, where  $\dot{u}_1 = 0$  or  $\dot{u}_2 = 0$
- The line  $-\frac{13}{8}u_1 + \frac{3}{4}u_2 = -14$  has  $\dot{u}_1 = 0$ , while the line  $\frac{1}{4}u_1 - \frac{1}{4}u_2 = 0$  has  $\dot{u}_2 = 0$
- Intersection of these **nullclines** gives the **equilibrium**
- Next slide shows **phase portrait** produced by MatLab's *pplane8* (created by John Polking at Rice University)

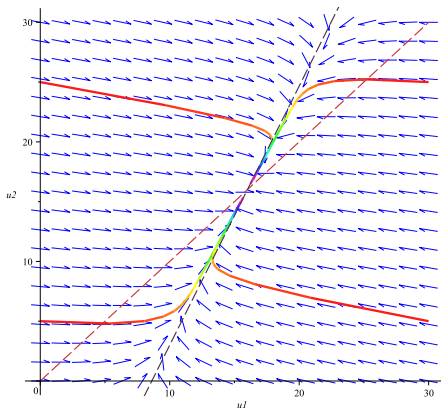
# Greenhouse Example Revisited

**Greenhouse/Rockbed Phase Portrait:** Graph produced by *pplane8* in MatLab



# Greenhouse Example Revisited

**Greenhouse/Rockbed Phase Portrait:** Graph produced by *DEplot* in Maple



## MatLab Summary

- **MatLab hyperlink** provides detailed instructions for this section
- **MatLab**
  - MatLab is well-designed to **solve** linear systems, *linsolve*, for Equilibria
  - MatLab readily finds eigenvalues and eigenvectors, *eig*, for the eigenvalue problem needed to solve systems of linear DEs
  - Numerical solutions use package like *ode23*
  - Nonlinear equations can have equilibria found with *fsolve*
  - Phase portraits and direction fields are graphed using *pplane* from Rice University

## Maple Summary

- **Maple hyperlink** provide detailed instructions for this section
- **Maple**
  - Maple has a *LinearAlgebra* package
  - This package has commands *LinearSolve*, *Eigenvectors*, and many more for managing linear systems of DEs
  - Exact solutions of linear systems are found with *dsolve*
  - Phase portraits and direction fields are graphed with the package *DEtools* and the program *DEplot*