Ms-6398.004.007.006]

SUMMARY STATISTICS
BY COMMUNITY

COMMUNITY	TOTAL REG	TVC	% CONTR. TVC	BLAIR	% BLAIR	TVC WILLIAMS	% WILLIAMS	TVC SCHAEFER	% SCHAEFER	% ROLL-OFF
NAVAJO	2585	557	0.7721%	86	18.61%	246	53.25%	130	28.14%	17.06%
SERRA MESA	9670	3094	4.2889%	676	25.06%	1328	49.22%	694	25.72%	12.80%
MISSN VALLEY	2334	433	0.6002%	71	20.34%	194	55.59%	84	24.07%	19.40%
LINDA VISTA	11578	3049	4.2266%	622	23.66%	1366	51.96%	641	24.38%	13.78%
CLAIREMNT - S	8466	2667	3.6970%	565	24.59%	1212	52.74%	521	22.67%	13.84%
MIDWAY-OLDTN	5500	1508	2.0904%	291	23.39%	650	52.25%	303	24.36%	17.51%
MISSN HILLS	6183	2272	3.1495%	309	16.38%	1225	64.93%	353	18.71%	16.95%
HILLCREST	10413	3055	4.2349%	451	17.90%	1494	59.29%	575	22.82%	17.51%
NORTH PARK	19601	5262	7.2943%	824	18.60%	2380	53.72%	1226	27.67%	15.81%
NORMAL HTS	19374	5233	7.2541%	904	20.08%	2369	52.62%	1229	27.30%	13.97%
MONTEZUMA	15523	3324	4.6078%	582	20.47%	1577	55.47%	684	24.06%	14.47%
ROLANDO-ROWD	19045	4879	6.7633%	972	22.82%	2204	51.75%	1083	25.43%	12.71%
CITY HTS	9169	1887	2.6158%	350	21.28%	841	51.12%	454	27.60%	12.82%
SOUTH PARK	9545	3081	4.2709%	467	17.64%	1542	58.25%	638	24.10%	14.09%
MIDDLETOWN	5537	1620	2.2457%	269	19.62%	784	57.18%	318	23.19%	15.37%
LOMA PORTAL	3249	1199	1.6621%	299	29.00%	573	55.58%	159	15.42%	14.01%
CENTRE CITY	4169	899	1.2462%	139	18.89%	400	54.35%	197	26.77%	18.13%
GOLDEN HILL	3485	844	1.1700%	114	15.55%	452	61.66%	167	22.78%	13.15%
S.E. S.D.	9255	2018	2.7974%	339	18.77%	1224	67.77%	243	13.46%	10.51%
ENCANTO-E	9776	2331	3.2313%	410	19.25%	1321	62.02%	399	18.73%	8.62%
ENCANTO-W	14093	3728	5.1678%	793	22.89%	2184	63.05%	487	14.06%	7.08%
CHOLLAS PARK	9460	2310	3.2022%	468	22.28%	1383	65.83%	250	11.90%	9.05%
SPRING VALLEY	1763	461	0.6390%	91	21.98%	184	44.44%	139	33.57%	10.20%
DECL ABSENT	1089	235	0.3258%	37	19.79%	92	49.20%	58	31.02%	20.43%
RQSTD ABSENT	16004	13614	18.8719%	2836	21.30%	6730	50.54%	3751	28.17%	2.18%
TOTAL	211489	72139		12984	21.00%	34046	55.01%	14825	23.97%	14.26%

COUNTY BOARD OF SUPERVISORS

FOURTH DISTRICT JUNE 1990

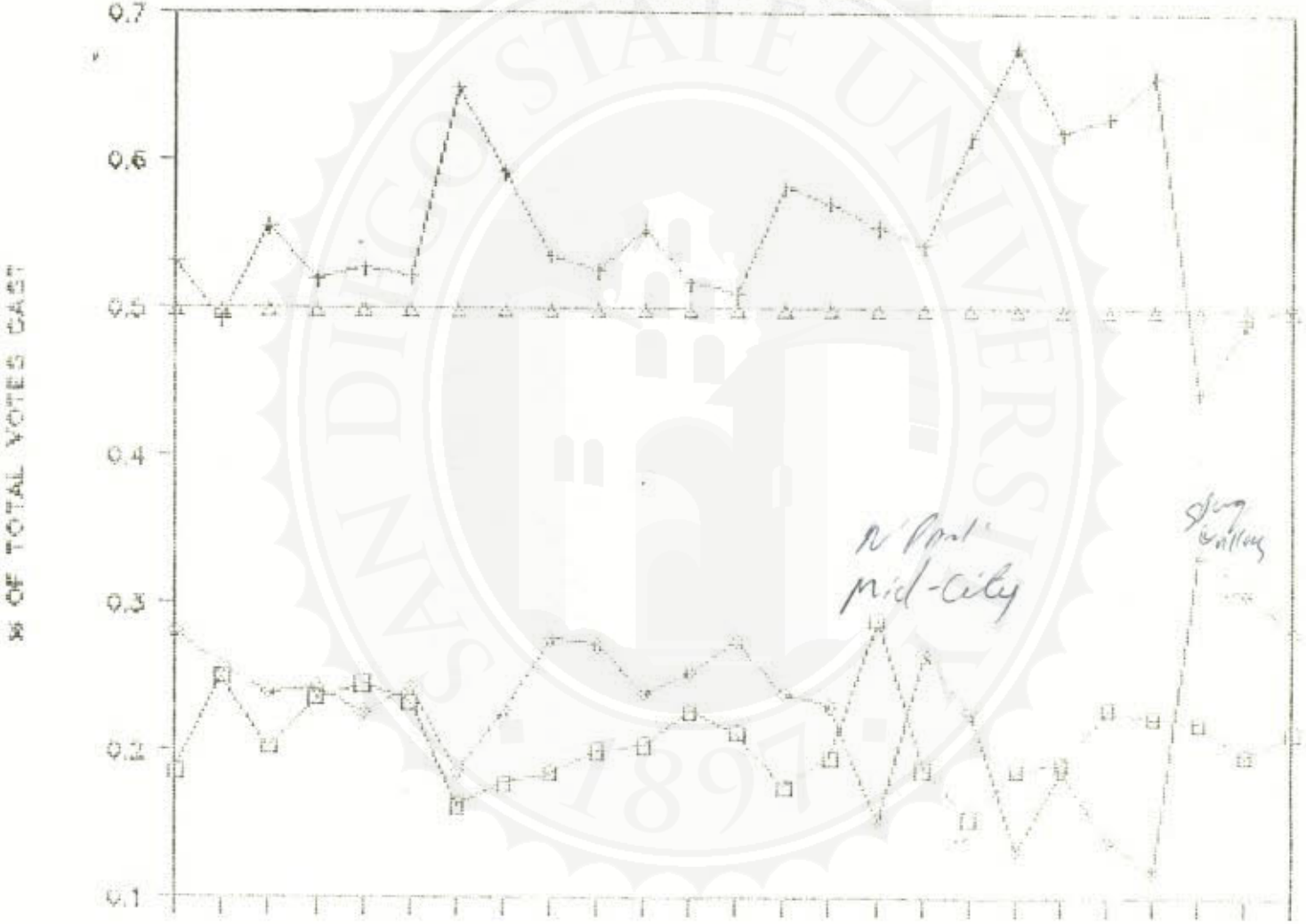

COMMUNITIES & ABSENTEES

+ % WILLIAMS ○ % SCHAEFER △ 50% MIN THRESHOLD

SAN DIEGO STATE UNIVERSITY 1897

COUNTY BOARD OF SUPERVISORS

WILLIAMS/SCHAEFER/TURNOUT

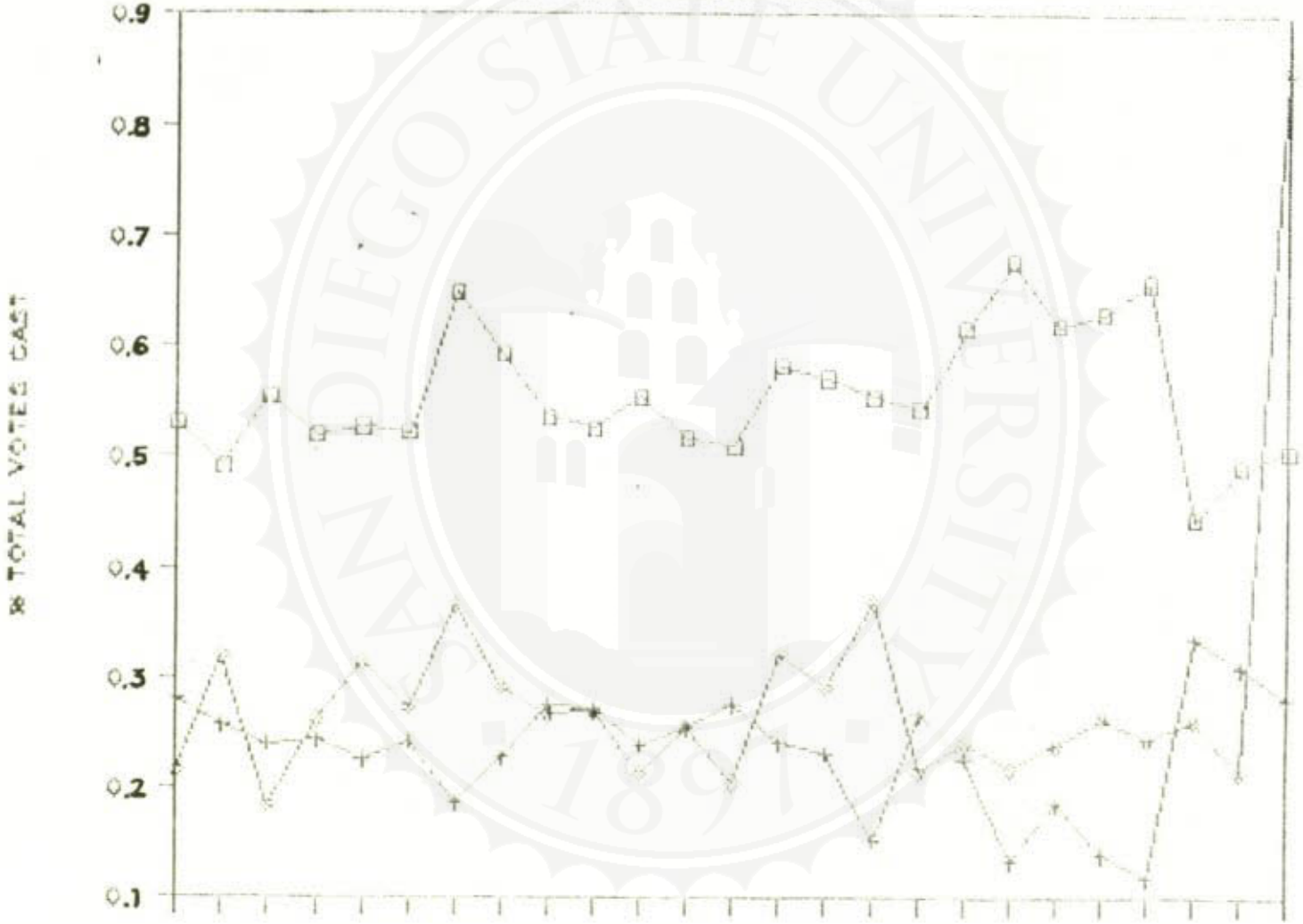

COMMUNITIES & ABSENTEES

% WILLIAMS % SCHAEFER % TURNOUT

COUNTY BOARD OF SUPERVISORS

WILLIAMS/SCHAEFER/ROLLOFF

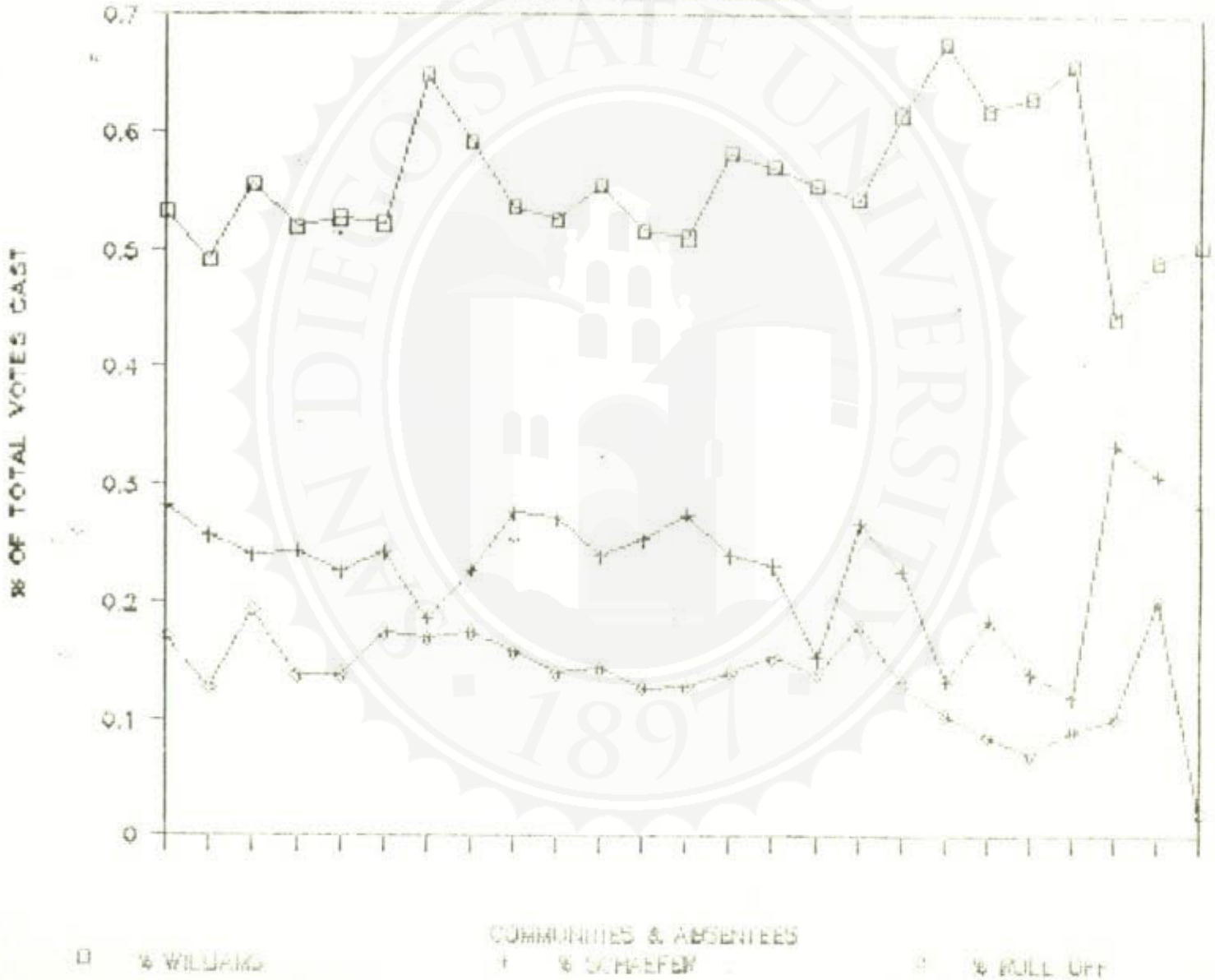

COUNTY BOARD OF SUPERVISORS

FOURTH DISTRICT JUNE, 1990

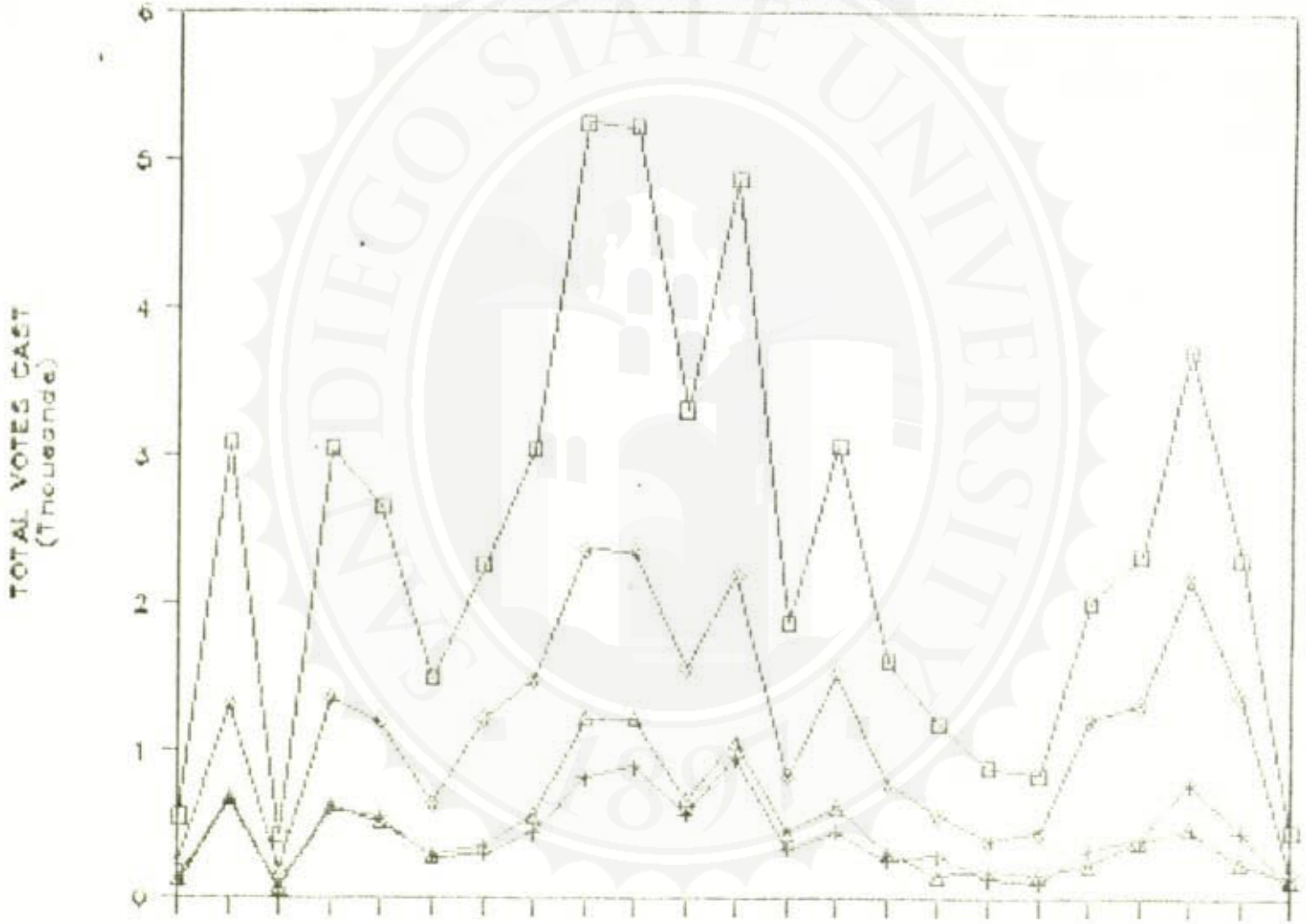

COMMUNITIES

SF + TVC BLAIR ◇ TVC WILLARD △ TVC SC

COUNTY BOARD OF SUPERVISORS

FOURTH DISTRICT JUNE 1990

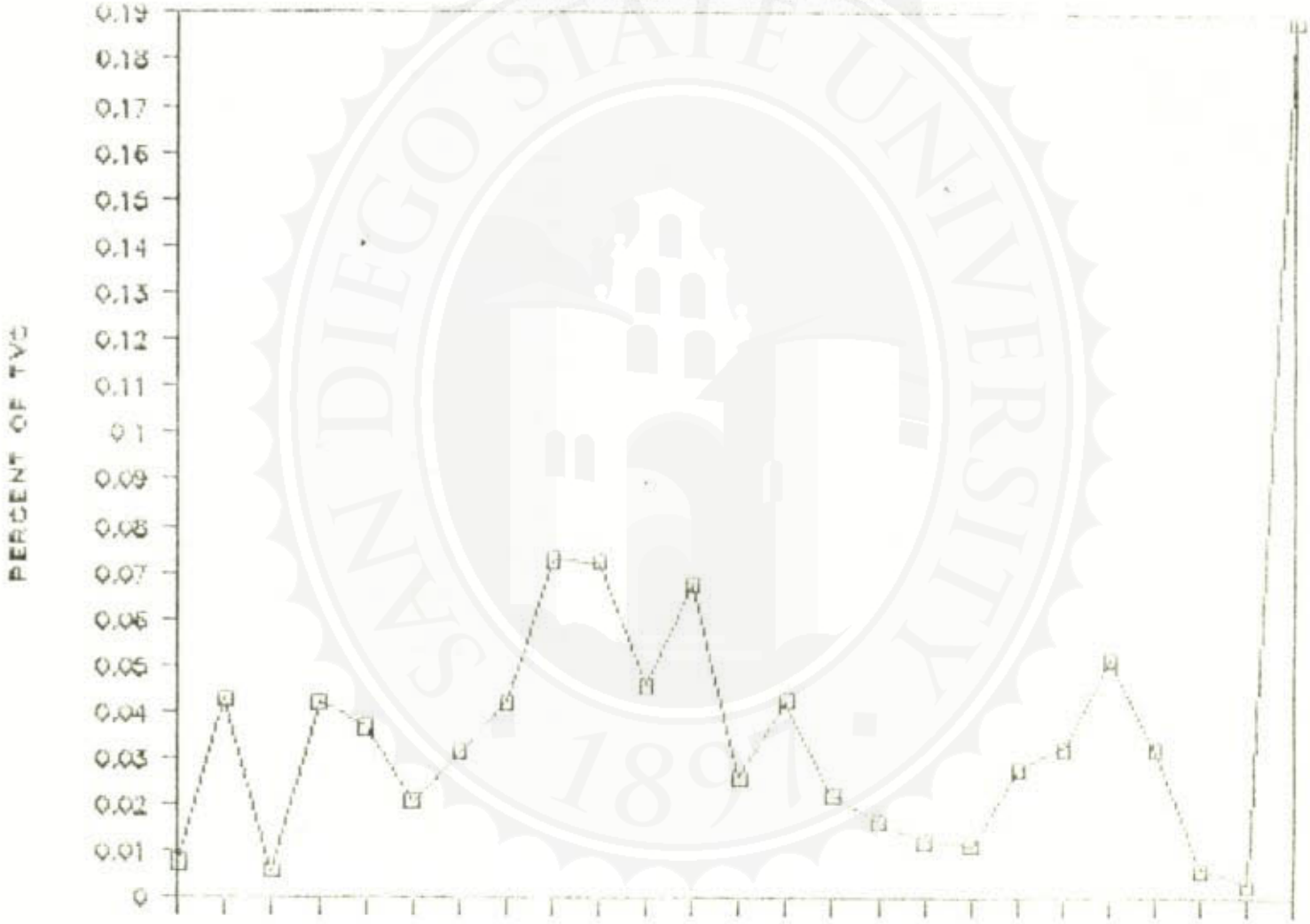

COMMUNITIES & ABSENTEES
% CONTRIBUTION TVC